

REID

2026 Brochure







Contents

03	Commuter
17	eBikes
35	Fat Bikes
37	Mountain Bikes
47	Gravel Bikes
51	Vintage Bikes
53	Kids Bikes
71	About Reid

Commuter and Comfort



COMFORT 1 ST



COMFORT 1 ST 700c



COMFORT 2 ST



COMFORT 2



COMFORT 2 ST 700c



COMFORT 2 SO 700c



URBAN C1



COMFORT 2 SE ST



Transit



Transit Disc



Transit Disc WSD



Embrace an effortless riding experience with the Reid Comfort, a bicycle meticulously designed to prioritize your well-being on every journey. Its geometry encourages a relaxed, upright posture that significantly reduces fatigue and physical stress. The combination of high-volume 2.35" all-terrain tires and a plush comfort saddle ensures a silky-smooth ride, effectively soaking up bumps and providing exceptional stability on city streets or light trails.

Simplicity and reliability are at the core of the Comfort's design, featuring a 7-speed Shimano drivetrain with intuitive Revoshift shifters for seamless gear changes. To ensure total command and confidence, the bike is equipped with lightweight alloy V-brakes and ergonomic handlebars paired with ergo rubber grips. A true embodiment of quality and value, the Comfort range is the perfect way to rediscover the joy of cycling with as little effort as possible.

Top Features



Shimano 7-speed gearing



Lightweight Reid alloy frame



Alloy V-brakes



Specifications




Frame	6061 alloy frame
Fork	Steel rigid fork
Handlebars	Alloy riser bar 620mm, 31.8mm clamp
Stem	Alloy adjustable 95mm length, 31.8mm clamp
Pedals	Resin platform
Saddle	Comfort saddle
Seatpost	Alloy 27.2mm 300mm
Wheelset	27.5 alloy double wall 36H
Tyres	27.5 x 2.35" tyres
Hubs	Steel quick release 36H

Chain	KMC 7 speed chain
Chain Set	Alloy 40T chainset 170mm
Cassette	Shimano 7 speed freewheel 14-28T
Rear Derailleur	Shimano TY300 7 speed derailleur
Shifters	Shimano RS35-7R 7 speed revo shifter
Brakes	Alloy V-brakes

Experience an effortless journey with the Comfort 700c, a bicycle meticulously engineered to prioritize your well-being. Built around a lightweight alloy frame with a geometry that encourages a relaxed, upright posture, this bike significantly reduces fatigue whether you're navigating city streets or cruising light trails. The combination of larger-diameter 700c wheels and a plush comfort saddle ensures a silky-smooth, efficient roll, effectively soaking up road chatter while providing excellent stability on various surfaces.

Simplicity and reliability are at the core of the Comfort 700c's design, featuring a 7-speed Shimano drivetrain with intuitive RevoShift shifters for seamless gear changes. To ensure a perfectly tailored fit, the bike includes an adjustable stem and ergonomic riser bars, allowing you to fine-tune your riding position for maximum comfort. Finished with dependable alloy V-brakes and grippy 38C tires, the Comfort 700c is a high-value companion for anyone looking to rediscover the simple joy of cycling at their own pace.

Top Features

-  Shimano 7-speed gearing
-  Lightweight Reid alloy frame
-  Alloy V-brakes



Specifications




Frame	6061 alloy frame
Fork	Steel rigid fork
Handlebars	Alloy riser bar 620mm, 31.8mm clamp
Stem	Alloy adjustable 95mm length, 31.8mm clamp
Pedals	Resin platform
Saddle	Comfort saddle
Seatpost	Alloy 27.2mm 300mm
Wheelset	700c alloy double wall 36H
Tyres	700 x 38c tyres
Hubs	Steel quick release 36H

Chain	KMC 7 speed chain
Chain Set	Alloy 40T chainset 170mm
Cassette	Shimano 7 speed freewheel 14-28T
Rear Derailleur	Shimano TY300 7 speed derailleur
Shifters	Shimano RV200-7R 7 speed revo shifter
Brakes	Alloy V-brakes

Elevate your daily travels with the Comfort 2, a premium commuter designed to turn every ride into a smooth, stress-free experience. Built with a lightweight alloy frame and a relaxed, upright geometry, this model takes comfort a step further with an Uding 80mm suspension fork that effortlessly absorbs road vibrations and trail bumps. Whether you're navigating city or exploring gravel paths, the high-volume 27.5x2.4" all-terrain tires provide a cushioned, stable foundation for total confidence on any surface.

Performance is seamless and reliable, featuring an upgraded Shimano Acera 8-speed drive-train for precise, rapid gear changes and mechanical disc brakes for consistent stopping power in all weather conditions. The Comfort 2 is fully customizable to your needs, boasting an adjustable stem and ergonomic riser bars that allow you to fine-tune your riding posture. Finished with ergo rubber grips and a plush comfort saddle, this bike is the ideal choice for riders who want an extra layer of capability and refinement in their daily commute.

Top Features

-  Shimano 8-speed gearing
-  Lightweight Reid alloy frame
-  Mechanical disc brake with alloy levers



Specifications




Frame	6061 alloy frame
Fork	27.5 Uding D6 fork 80mm travel with lockout
Handlebars	Alloy riser bar 620mm, 31.8mm clamp
Stem	Alloy adjustable 95mm length, 31.8mm clamp
Pedals	Resin platform
Saddle	Comfort saddle
Seatpost	Alloy 27.2mm 300mm
Wheelset	27.5 alloy double wall 36H
Tyres	27.5 x 2.35" tyres
Hubs	Alloy quick release 36H

Chain	KMC Z8.3 8 speed chain
Chain Set	Alloy 40T chainset 170mm
Cassette	Shimano HG400 8 speed cassette 11-40T
Rear Derailleur	Shimano M30208 8 speed derailleur
Shifters	Shimano M315 8 speed shifter
Brakes	Mechanical disc brake with alloy levers, 160mm rotors

Elevate your daily travels with the Comfort 2, a premium commuter designed to turn every ride into a smooth, stress-free experience. Built with a lightweight alloy frame and a relaxed, upright geometry, this model takes comfort a step further with an Uding 80mm suspension fork that effortlessly absorbs road vibrations and trail bumps. Whether you're navigating city potholes or exploring gravel paths, the high-volume 27.5x2.4" all-terrain tires provide a cushioned, stable foundation for total confidence on any surface.

Performance is seamless and reliable, featuring an upgraded Shimano Acera 8-speed drive-train for precise, rapid gear changes and mechanical disc brakes for consistent stopping power in all weather conditions. The Comfort 2 is fully customizable to your needs, boasting an adjustable stem and ergonomic riser bars that allow you to fine-tune your riding posture. Finished with ergo rubber grips and a plush comfort saddle, this bike is the ideal choice for riders who want an extra layer of capability and refinement in their daily commute.

Top Features

-  Shimano 8-speed gearing
-  Lightweight Reid alloy frame
-  Mechanical disc brake with alloy levers



Specifications




Frame	6061 alloy frame
Fork	27.5 Uding D6 fork 80mm travel with lockout
Handlebars	Alloy riser bar 620mm, 31.8mm clamp
Stem	Alloy adjustable 95mm length, 31.8mm clamp
Pedals	Resin platform
Saddle	Comfort saddle
Seatpost	Alloy 27.2mm 300mm
Wheelset	27.5 alloy double wall 36H
Tyres	27.5 x 2.35" tyres
Hubs	Alloy quick release 36H

Chain	KMC Z8.3 8 speed chain
Chain Set	Alloy 40T chainset 170mm
Cassette	Shimano HG400 8 speed cassette 11-40T
Rear Derailleur	Shimano M30208 8 speed derailleur
Shifters	Shimano M315 8 speed shifter
Brakes	Mechanical disc brake with alloy levers, 160mm rotors

Experience the perfect blend of efficiency and relaxation with the Comfort 2 700c, a versatile hybrid designed for smooth city commuting and light trail exploration. Built with a lightweight alloy frame and a relaxed, upright geometry, this model features a Zoom 80mm suspension fork that expertly absorbs. The larger-diameter 700c wheels paired with grippy 38c tires provide an effortless, fast-rolling feel, making it the ideal choice for riders who want to cover more ground with less energy.

Performance is handled by a responsive 8-speed Shimano drivetrain, offering a wide gear range for tackling varied inclines with ease. For total control, the mechanical disc brakes deliver reliable stopping power in both wet and dry conditions. With a fully adjustable stem, ergonomic riser bars, and a plush comfort saddle, the Comfort 2 700c allows you to customize your riding position for a tailored, ergonomic fit that makes every journey a pleasure.

Top Features

-  Shimano 8-speed gearing
-  Lightweight Reid alloy frame
-  Mechanical disc brake with alloy levers



Specifications




Frame	6061 alloy frame
Fork	27.5 Uding D6 fork 80mm travel with lockout
Handlebars	Alloy riser bar 620mm, 31.8mm clamp
Stem	Alloy adjustable 95mm length, 31.8mm clamp
Pedals	Resin platform
Saddle	Comfort saddle
Seatpost	Alloy 27.2mm 300mm
Wheelset	700c alloy double wall 36H
Tyres	700 x 38c tyres
Hubs	Alloy quick release 36H

Chain	KMC Z8.3 8 speed chain
Chain Set	Alloy 40T chainset 170mm
Cassette	Shimano HG400 8 speed cassette 11-40T
Rear Derailleur	Shimano M30208 8 speed derailleur
Shifters	Shimano M315 8 speed shifter
Brakes	Mechanical disc brake with alloy levers, 160mm rotors

The Comfort 2 700c SO is engineered for relaxed, easy riding with a primary focus on ergonomics and control. Featuring a step-through frame for easy mounting, it is the ideal choice for commuters and leisure riders who prioritize a smooth experience. Its 80mm suspension fork effortlessly absorbs vibrations from rough paths, while the large 700c wheels ensure a stable, efficient, and fast-rolling ride across town.

Designed to be “easy to live with,” the bike features an adjustable stem and ergonomic grips, allowing you to fine-tune your riding position for maximum comfort. A reliable 8-speed gearing system offers a versatile range for varying terrain, paired with mechanical disc brakes for consistent stopping power in all weather conditions. Whether for fitness or a weekend cruise, the Comfort 2 700c SO helps you enjoy every journey in total comfort.

Top Features

-  Shimano 8-speed gearing
-  Lightweight Reid alloy comfort frame
-  Mechanical disc brake with alloy levers



Artwork for representational purposes only

Specifications




Frame	6061 alloy frame
Fork	27.5 Uding D6 fork 80mm travel with lockout
Handlebars	Alloy riser bar 620mm, 31.8mm clamp
Stem	Alloy adjustable 95mm length, 31.8mm clamp
Pedals	Resin platform
Saddle	Comfort saddle
Seatpost	Alloy 27.2mm 300mm
Wheelset	700c alloy double wall 36H
Tyres	700 x 38c tyres
Front Hubs	Alloy quick release 36H

Chain	KMC Z8.3 8 speed chain
Chain Set	Alloy 40T chainset 170mm
Cassette	Shimano HG400 8 speed cassette 11-40T
Rear Derailleur	Shimano M30208 8 speed derailleur
Shifters	Shimano M315 8 speed shifter
Brakes	Mechanical disc brake with alloy levers, 160mm rotors

Redefine your riding experience with the Comfort SE, a premium hybrid that blends a sophisticated “low-step” alloy frame with high-end components for the ultimate effortless journey. This model features a lightweight rigid alloy fork and relaxed geometry to ensure a smooth, upright posture, reducing fatigue while enhancing visibility. Whether you’re navigating urban streets or park promenades, the Comfort SE offers a responsive and incredibly stable ride, rolling on high-volume 2.4” tires that provide maximum cushion and grip.

The standout feature of the SE is the cutting-edge Shimano CUES 10-speed drivetrain, utilizing LinkGlide technology and a massive 11-48T range for the smoothest, most durable shifting available today. Total control is guaranteed by Tektro hydraulic disc brakes, providing powerful and consistent stopping power in all weather conditions. Complete with an adjustable stem, ergonomic grips, and a plush saddle, the Comfort SE is a top-tier choice for riders seeking a refined, long-lasting bike that turns every errand or scenic cruise into a premium experience.

Top Features

-  Shimano Cues 10-speed gearing
-  Lightweight Reid alloy frame
-  Tektro HD-M275 hydraulic disc brakes



Specifications




Frame	6061 alloy frame with internal cable routing
Fork	Alloy rigid fork
Handlebars	Alloy riser bar 700mm wide, 15mm rise
Stem	Alloy adjustable 75mm length, 31.8mm clamp
Pedals	Resin platform
Saddle	Comfort saddle
Seatpost	Alloy 27.2mm 300mm
Wheelset	27.5 alloy double wall 32H
Tyres	27.5 x 2.4” tyres
Hubs	Alloy quick release 32H

Chain	KMC X-Glide 10 speed chain
Chain Set	Alloy 36T chainset 170mm
Cassette	Shimano CUES LG400 10 speed cassette 11-48T
Rear Derailleur	Shimano CUES U6000 Shadow+ 10 speed derailleur
Shifters	Shimano CUES U6000 10 speed shifter
Brakes	Tektro HD-M275 hydraulic disc brake, 160mm rotors

Effortlessly navigate your city with the 2024 Transit, a commuter hybrid redesigned to be lighter, faster, and more cost-effective. Built around a hydroformed alloy frame with internal cable routing, it offers a nimble and precise ride that feels instantly familiar. The updated 2x7 Shimano groupset and lightweight crankset provide a simplified gear range that makes climbing hills a breeze, while the new high-volume 42c tyres add a significant layer of comfort and stability to your daily trek.

Practicality is at the heart of the Transit's design, featuring reliable V-brakes and double-walled rims for consistent performance in urban traffic. The frame is fully equipped with dedicated mounts for mudguards and luggage racks, and includes a sturdy chainstay-mounted kickstand to make loading and unloading your gear a walk in the park. Sleek, efficient, and exceptionally easy to maintain, the Transit is the ultimate "no-fuss" solution for anyone looking to move through the city with simplicity and style.

Top Features

-  Shimano 7-speed gearing
-  Lightweight Reid alloy frame
-  Alloy V-brakes



Specifications




Frame	6061 alloy frame
Fork	Steel rigid fork
Handlebars	Alloy riser bar 680mm, 31.8mm clamp
Stem	Alloy 80mm length, 31.8mm clamp
Pedals	Resin platform
Saddle	Comfort saddle
Seatpost	Alloy 27.2mm 300mm
Wheelset	700c alloy double wall 36H
Tyres	700 x 42c tyres
Hubs	Alloy quick release 36H

Chain	KMC 7 speed chain
Chain Set	Alloy 46/36T chainset 170mm
Cassette	Sunrise 8 speed 11-40T
Rear Derailleur	Shimano TY300 7 speed derailleur
Front Derailleur	Shimano TY606 front derailleur
Shifters	LTWOO A2 2x7 speed shifters
Brakes	Alloy V-brakes

Effortlessly navigate your city with the 2024 Transit Disc, a commuter hybrid redesigned for maximum efficiency and all-weather reliability. Built around a hydroformed alloy frame with internal cable routing, it offers a nimble, precise ride that looks as good as it performs. The updated 2x7 Shimano groupset provides a simplified, lightweight gear range for conquering urban inclines, while the new high-volume 42c tyres offer enhanced cushion and stability to smooth out unpredictable city streets.

Safety and practicality are the hallmarks of this model, featuring Tektro cable disc brakes for consistent, dependable stopping power in both wet and dry conditions. The Transit Disc is designed to adapt to your lifestyle, featuring dedicated mounts for easy installation of racks and mudguards, plus a sturdy chainstay-mounted kickstand for hassle-free loading. Sleek, cost-effective, and incredibly easy to maintain, the Transit Disc is the ultimate “no-fuss” solution for the modern daily commuter.

Top Features

-  Shimano 7-speed gearing
-  Lightweight Reid alloy frame
-  Tektro HD-M280 hydraulic disc brakes



Specifications




Frame	6061 alloy frame with internal cable routing
Fork	Steel rigid fork
Handlebars	Alloy riser bar 680mm, 31.8mm clamp
Stem	Alloy 80mm length, 31.8mm clamp
Pedals	Resin platform
Saddle	Comfort saddle
Seatpost	Alloy 27.2mm 300mm
Wheelset	700c alloy double wall 36H
Tyres	700 x 42c tyres
Hubs	Alloy quick release 36H

Chain	KMC 7 speed chain
Chain Set	Prowheel alloy 46/30T chainset 170mm
Cassette	Shimano 7 speed freewheel 14-28T
Rear Derailleur	Shimano TY300 7 speed derailleur
Front Derailleur	Shimano TY606 front derailleur
Shifters	LTWOO A2 2x7 speed shifters
Brakes	Tektro MD-M280 mechanical disc brakes with 160mm rotors

The Transit Disc WSD is a stylish, entry-level commuter specifically engineered with Women's Specific Design (WSD) geometry to maximise comfort and performance. Built around a lightweight alloy frame, this 21-speed all-rounder is designed to take the sting out of the hilliest commutes. With its agile handling and sleek aesthetic, it's the ideal choice for riders looking for a reliable, durable bike for school, work, or weekend fitness.

Safety and practicality are at the heart of the Transit Disc WSD, featuring mechanical disc brakes for consistent stopping power in all weather conditions. The frame is fully customisable with dedicated rack and mudguard mounts, providing plenty of space for luggage and protection from the elements. Whether you're carrying a laptop or groceries, this versatile commuter ensures you and your gear travel with ease and style.

Top Features

-  Shimano 7-speed gearing
-  Lightweight Reid alloy comfort frame
-  Tektro HD-M280 hydraulic disc brakes



Specifications




Frame	6061 alloy frame with internal cable routing
Fork	Steel rigid fork
Handlebars	Alloy riser bar 680mm, 31.8mm clamp
Stem	Alloy 80mm length, 31.8mm clamp
Pedals	Resin platform
Saddle	Comfort saddle
Seatpost	Alloy 27.2mm 300mm
Wheelset	700c alloy double wall 36H
Tyres	700 x 42c tyres
Hubs	Alloy quick release 36H

Chain	KMC 7 speed chain
Chain Set	Prowheel alloy 46/30T chainset 170mm
Cassette	Shimano 7 speed freewheel 14-28T
Rear Derailleur	Shimano TY300 7 speed derailleur
Front Derailleur	Shimano TY606 front derailleur
Shifters	LTWOO A2 2x7 speed shifters
Brakes	Tektro MD-M280 mechanical disc brakes with 160mm rotors

The Urban C1 is a practical, no-nonsense machine designed to make city travel effortless. Built around a lightweight and responsive frame, it prioritizes everyday durability and “clean-line” aesthetics for the modern commuter. Whether you’re navigating daily errands or longer urban journeys, its reliable construction and low-maintenance design make it the ultimate “grab-and-go” choice for riders who value simplicity and effectiveness.

Performance meets control with fast-rolling 700c wheels and high-volume tyres that provide a confident, stable grip on unpredictable city streets. A versatile 2x8 drivetrain offers the perfect range for tackling hills and traffic, while hydraulic disc brakes ensure powerful, dependable stopping in all weather conditions. Simple, solid, and ready for the grind, the Urban C1 is your reliable partner for the urban landscape.

Top Features

-  Shimano 8-speed gearing
-  Lightweight Reid alloy frame
-  Tektro HD-M275 hydraulic disc brakes



Specifications

Frame	6061 alloy frame with internal cable routing
Fork	Steel rigid fork
Handlebars	Alloy riser bar 680mm, 31.8mm clamp
Stem	Alloy 80mm length, 31.8mm clamp
Pedals	Resin platform
Saddle	Comfort saddle
Seatpost	Alloy 27.2mm 300mm
Wheelset	700c alloy double wall 36H
Tyres	700 x 42c tyres
Hubs	Alloy quick release 36H

Chain	KMC Z8.1 8 speed chain
Chain Set	Prowheel alloy 46/30T chainset 170mm
Cassette	Shimano 7 speed freewheel 14-28T
Rear Derailleur	Shimano TX800 8 speed
Front Derailleur	Shimano TY606 front derailleur
Shifters	LTWOO A3 2x8 16 speed shifters
Brakes	Tektro M275 hydro disc brakes



eBikes



BLACKTOP 1.0 ST



BLACKTOP 2.0 ST



LET'S COMMUTE



LET'S COMMUTE WSD



LET'S MOTO



QUEST 1.0 ST



QUEST 2.0 ST



RB500



RB350 MINI



LET'S ROLL



HARBOUR



ETRIKE



ECOMFORT ST



EMETRO



EMETRO+







TRACKER 1 ST



The ultimate urban commuter? We know so. Want to get to work in effortless style? The Blacktop is for you. The Blacktop 1 accommodates your style and transforms your commuting options. The 'USA Edition' Blacktop 1 and Blacktop 1 ST come equipped with an upgraded 500W, 48V motor, throttle and a larger 13.4Ah battery. We have packed the Blacktop 1 with everything as standard. Mudguards, rack, heavy duty rear stand, ergo grips, and LCD display. You are ready to go as soon as you leave the showroom.

Designed for safety as well as function, the Blacktop's brakes are also Tektro with brake cut off feature to keep you in control at all times. Ditch the car, ditch the pollution, ditch sitting in traffic, ditch the parking problems..... Choose shorter commutes, choose door to door travel, choose fitness, choose a Blacktop. Please make sure to familiarise yourself with eBike and eScooter safety information before charging or using your new Reid. You can view and download user manuals and safety instructions here.

Top Features

-  Lightweight Reid alloy comfort frame
-  Internal cabling and integrated battery
-  Shimano Tourney 8-speed gearing
-  UL Certified Battery



Specifications





Frame	6061 alloy frame with internal cable routing and integrated battery
Fork	Alloy rigid fork
Handlebars	Alloy comfort sweep bar 700mm wide, 25mm rise, 31.8mm clamp
Stem	Alloy A head adjustable stem, 80mm length, 31.8mm clamp
Pedals	Alloy platform pedals
Saddle	City sport saddle
Seatpost	Alloy 30.9mm 350mm length
Wheelset	27.5 double wall alloy, 36H
Tyres	Urban 27.5x2.1"
Hubs	Alloy quick release front, rear hub motor

Chain	KMC Z8.1 8 speed chain
Chain Set	Prowheel alloy 38T 170mm
Cassette	Shimano HG200 8 speed cassette 11-32
Rear Derailleur	Shimano Altus M310 8 speed derailleur
Shifters	Shimano M315 8 speed shifter
Brakes	Tektro HD-E3120 hydraulic disc brake with motor cut-off, 180mm rotors
Throttle	300X speed lever with up to 20mph assistance
Battery	Downtube integrated 48V 13.4Ah 643Wh battery
Motor	Jiabo 110 48V 500W rear hub motor, 55nm
Display	Key Display KD58c

The ultimate urban commuter? We know so. Want to get to work in effortless style? The Blacktop is for you. The Blacktop 2.0 accommodates your style and transforms your commuting options. With an Ananda mid drive motor giving a superbly natural feel to the assistance and Shimano CUES 9-speed gearing, you'll arrive on time and ready to do your thing. We have packed the Blacktop 2.0 with everything as standard. Mudguards, rack, heavy duty rear stand, ergo grips, and Ananda D19 display. You are ready to go as soon as you leave the showroom.

Designed for safety as well as function the Blacktop 2.0 is fitted with hydraulic disc brakes and urban 27.5x2.1" tyres to keep you on the road and under control in all weathers. Ditch the car, ditch the pollution, ditch sitting in traffic, ditch the parking problems..... Choose shorter commutes, choose door to door travel, choose fitness, choose a Blacktop. Please make sure to familiarise yourself with eBike and eScooter safety information before charging or using your new Reid. You can view and download user manuals and safety instructions here.

Top Features

-  6061 alloy frame with internal cable routing and integrated battery
-  Ananda e-System with compatability for bluetooth display
-  Shimano Tourney 9-speed gearing
-  UL Certified Battery



Specifications





Frame	6061 alloy frame with internal cable routing and integrated battery
Fork	Alloy rigid fork
Handlebars	Alloy comfort sweep bar 700mm wide, 25mm rise, 31.8mm clamp
Stem	Alloy A head adjustable stem, 80mm length, 31.8mm clamp
Pedals	Alloy platform pedals
Saddle	City sport saddle
Seatpost	Alloy 30.9mm 350mm length
Wheelset	27.5 double wall alloy, 36H
Tyres	Urban 27.5x2.1"
Hubs	Alloy quick release front and rear

Chain	KMC eGlide 9 speed chain
Chain Set	Ananda 38T narrow/wide alloy chainset 170mm
Cassette	Shimano CUES CS-LG300 9 speed cassette 11-46T
Rear Derailleur	Shimano CUES RD-U4000 9 speed Shadow rear derailleur
Shifters	Shimano CUES SL-U4000 9 speed shifter---
Brakes	Tektro HD-M275 hydraulic disc brakes, 180mm rotors
Throttle	300X speed lever with up to 20mph assistance
Battery	Downtube integrated 48V 13.4Ah 643Wh battery
Motor	Ananda M81 48V 350W mid drive motor, 100nm
Display	Ananda D19

Redefine your daily travel with the Let's Commute eBike, finished in a striking new blue. This urban essential blends a sleek 6061 alloy frame with a discreetly integrated 352Wh battery and a powerful 250W rear hub motor, ensuring you conquer hills and flats with ease. With an intuitive L-TWOO 7-speed drivetrain and a clear LCD display, you have total control over your pace and performance, arriving at your destination refreshed and ready.

Safety and comfort are at the heart of every ride, featuring upgraded Tektro hydraulic disc brakes with 180mm rotors for superior stopping power in any weather. Wide 700x45c tires soak up road vibrations, while the oversized riser bars and plush city saddle provide a relaxed, upright posture. Whether navigating potholes or cruising city streets, the Let's Commute eBike offers the perfect balance of style, stability, and effortless efficiency.

Top Features

-  6061 alloy frame with internal cable routing and integrated battery
-  Ananda e-System with compatibility for bluetooth display
-  Shimano 7-speed gearing
-  UL Certified Battery



Specifications





Frame	6061 alloy frame with internal cable routing and integrated battery
Fork	Steel rigid fork
Handlebars	Alloy riser bar 640mm wide, 25mm rise, 31.8mm clamp
Stem	Alloy 70mm length, 31.8mm clamp
Pedals	Resin platform pedals
Saddle	City comfort saddle
Seatpost	Alloy 30.9mm 300mm length
Wheelset	700c double wall alloy, 36H
Tyres	Urban all terrain 700c x 45c
Hubs	Alloy quick release front, rear hub motor

Chain	KMC Z7 7 speed chain
Chain Set	Alloy 40T 170mm
Cassette	Shimano 7 speed freewheel 14-28T
Rear Derailleur	Shimano TY300 7 speed derailleur
Shifters	LTWOO A2 7 speed shifter
Brakes	Tektro HD-M3120 hydraulic disc brake, 180mm rotors
Throttle	300X speed lever with up to 20mph assistance
Battery	Downtube internal 36V 9.8Ah 352Wh battery
Motor	Ananda M131 36V 250W (430W peak power) rear hub motor, 40nm
Display	Ananda D19 display with bluetooth connectivity via Ananda app

The Let's Commute eBike transforms daily travel into an effortless journey, blending sleek aesthetics with powerful electric assistance. Finished in a striking new turquoise, the refined 6061 alloy frame features internal cable routing and a discreetly integrated 36V 352Wh battery. This design creates a clean, seamless look while ensuring optimal weight distribution for a stable and responsive urban ride.

Engineered for the modern commuter, this eBike provides the extra push needed to conquer hills and headwinds, ensuring you arrive at your destination refreshed. Its lightweight frame and stealthy integration make it the perfect choice for riders who want the benefits of a motor without the bulky appearance of a traditional eBike. Stylish, efficient, and refined, the Let's Commute is the ultimate tool for elevating your daily urban adventure.

Top Features

-  6061 alloy frame with internal cable routing and integrated battery
-  Ananda e-System with compatibility for bluetooth display
-  Shimano 7-speed gearing
-  UL Certified Battery







Specifications

Frame	6061 alloy frame with internal cable routing and integrated battery	Chain	KMC Z7 7 speed chain
Fork	Steel rigid fork	Chain Set	Alloy 40T 170mm
Handlebars	Alloy riser bar 640mm wide, 25mm rise, 31.8mm clamp	Cassette	Shimano 7 speed freewheel 14-28T
Stem	Alloy 70mm length, 31.8mm clamp	Rear Derailleur	Shimano TY300 7 speed derailleur
Pedals	Resin platform pedals	Shifters	LTWOO A2 7 speed shifter
Saddle	City comfort saddle	Brakes	Tektro HD-M3120 hydraulic disc brake, 180mm rotors
Seatpost	Alloy 30.9mm 300mm length	Throttle	300X speed lever with up to 20mph assistance
Wheelset	700c double wall alloy, 36H	Battery	Downtube internal 36V 9.8Ah 352Wh battery
Tyres	Urban all terrain 700c x 45c	Motor	Ananda M131 36V 250W (430W peak power) rear hub motor, 40nm
Hubs	Alloy quick release front, rear hub motor	Display	Ananda D19 display with bluetooth connectivity via Ananda app

The Quest 1 eBike is your all-access pass to seamless commuting and off-road exploration. Built around a sleek 6061 alloy frame with a fully integrated 48V 672Wh battery, this ride combines a clean aesthetic with a balanced, comfortable geometry. Whether you're conquering steep city streets or light gravel trails, the 500W rear hub motor and 80mm suspension fork work in tandem to provide a smooth, powerful boost that takes the sweat out of every climb.

Precision and control define the Quest 1 experience, featuring Tektro hydraulic disc brakes for reliable stopping power in any weather. The 7-speed Shimano drivetrain ensures effortless shifting across varied terrain, while high-volume Kenda 27.5" tyres offer superior stability and grip. Topped off with an adjustable stem, ergonomic grips, and a plush comfort saddle, this eBike is meticulously designed to ensure that every journey—no matter the distance—is a premium experience.

Top Features

-  6061 alloy frame with internal cable routing and integrated battery
-  Ananda e-System with compatibility for bluetooth display
-  Shimano 7-speed gearing
-  UL Certified Battery







Specifications

Frame	6061 alloy frame with internal cable routing and integrated battery	Chain	KMC Z7 7 speed chain
Fork	Uding D5 80mm travel with lockout, QR axle	Chain Set	Prowheel alloy 42T 170mm
Handlebars	Alloy riser bar 700mm wide, 25mm rise, 31.8mm clamp	Cassette	Shimano 7 speed freewheel 14-28T
Stem	Alloy A head adjustable stem, 80mm length, 31.8mm clamp	Rear Derailleur	Shimano TY300 7 speed derailleur
Pedals	Alloy platform pedals	Shifters	LTWOO A2 7 speed shifter
Saddle	Comfort Plus saddle	Brakes	Tektro HD-E3120 hydraulic disc brake with motor cut-off, 180mm rotors
Seatpost	Alloy 30.9mm 350mm length	Throttle	300X speed lever with up to 20mph assistance
Wheelset	27.5 double wall alloy, 36H	Battery	Downtube integrated 48V 14Ah 672Wh battery
Tyres	Kenda K1153 27.5x2.35"	Motor	Ananda R520 48V 500W (768W peak power) rear hub motor, 65nm
Hubs	Alloy quick release front, rear hub motor	Display	Ananda DF229 colour display with bluetooth connectivity via Ananda app

Experience a new standard of performance with the Quest 2 eBike, a premium hybrid engineered to dominate both city streets and rugged trails. At its heart lies the Ananda M81 mid-motor, delivering a massive 100Nm of torque for a natural, “hill-crushing” assist that makes steep climbs feel effortless. This power is perfectly balanced within an advanced 6061 alloy frame featuring a sleek, integrated 672Wh battery and a Bluetooth-enabled display, ensuring you stay connected and powered for the long haul.

Precision meets versatility with a high-performance spec sheet, including a 100mm travel fork with hydraulic lockout and a responsive Shimano 8-speed drivetrain. Total control is guaranteed by Tektro hydraulic disc brakes with oversized 180mm rotors, providing consistent stopping power in any weather. Finished with high-traction Kenda tires and an adjustable cockpit for a tailored, upright riding position, the Quest 2 is the ultimate companion for riders who refuse to compromise on power or comfort.

Top Features

-  6061 alloy frame with internal cable routing and integrated battery
-  Ananda e-System with compatibility for bluetooth display
-  Shimano 8-speed gearing
-  UL Certified Battery







Specifications

Frame	6061 alloy frame with internal cable routing and integrated battery	Chain	KMC Z8 8 speed chain
Fork	Uding D5 100mm travel with lockout, QR axle	Chain Set	Ananda 38T narrow/wide alloy chainset 170mm
Handlebars	Alloy comfort sweep bar 700mm wide, 25mm rise, 31.8mm clamp	Cassette	Shimano HG200 8 speed cassette 11-32
Stem	Alloy A head adjustable stem, 80mm length, 31.8mm clamp	Rear Derailleur	Shimano Altus M310 8 speed derailleur
Pedals	Alloy platform pedals	Shifters	Shimano M315 8 speed shifter
Saddle	Comfort Plus saddle	Brakes	Tektro HD-M3120 hydraulic disc brake, 180mm rotors
Seatpost	Alloy 30.9mm 350mm length	Throttle	300X speed lever with up to 20mph assistance
Wheelset	27.5 double wall alloy, 36H	Battery	Downtube integrated 48V 14Ah 672Wh battery
Tyres	Kenda K1153 27.5x2.35"	Motor	Ananda M81 48V 350W mid drive motor, 100nm
Hubs	Alloy quick release front and rear	Display	Ananda DF229 colour display with bluetooth connectivity via Ananda app

The RB500 is a bold fusion of classic moto-styling and modern electric performance, designed to turn every commute into a statement. Inspired by the aggressive stance of vintage café racers, this eBike challenges urban mobility conventions with its minimalist lines and sleek, low-slung frame. Every angle has been meticulously crafted for riders who demand more than just a way to get from A to B—it's a reimagined icon for the electric era.

Beyond its striking looks, the RB500 delivers a high-performance ride that backs up its “cool” factor on the street. It seamlessly blends its retro aesthetic with cutting-edge eMobility technology, offering a smooth, powerful assist that makes city riding feel effortless. For those who want to challenge the status quo and own the road with undeniable style, the RB500 is the ultimate blend of heritage-inspired design and contemporary electric power.

Top Features

-  6061 alloy frame with internal cable routing and integrated battery
-  Ananda e-System with compatibility for bluetooth display
-  Shimano 7-speed gearing
-  UL Certified Battery



Specifications





Frame	6061 alloy frame with internal cable routing and frame mounted battery with integrated bench seat
Fork	Alloy dual crown suspension fork
Handlebars	Moto riser bar, 660mm wide, 250mm rise, 31.8mm clamp
Stem	Alloy 50mm length, 31.8mm clamp
Pedals	Alloy platform pedals
Saddle	Frame integrated bench seat
Seatpost	Alloy 30.9mm 350mm length
Wheelset	20" One piece mag style alloy
Tyres	All road tread 20x4.0"
Hubs	Integrated alloy nutted front, 500w rear hub motor

Chain	KMC Z7
Chain Set	Prowheel alloy 46T 165mm
Cassette	Shimano 7 speed freewheel 14-28T
Rear Derailleur	Shimano TY300 7 speed derailleur
Shifters	LTWOO A2 7 speed shifter
Brakes	Tektro HD-E3120 hydraulic disc brake with motor cut-off, 180mm rotors
Throttle	300X speed lever with up to 20mph assistance
Battery	Top tube mounted 48V 13Ah 624Wh battery
Motor	Ananda R531 48V 500W (750W peak power) rear hub motor, 65nm
Display	Ananda DF229 colour display with bluetooth connectivity via Ananda app

Turn heads and redefine your ride with the Reid Let's MOTO, the ultimate blend of mini-motocross style and urban utility. This high-performance eBike features a powerful 500W rear hub motor and a high-capacity 13Ah battery, giving you the “load-lugging” range and muscle needed to navigate city streets or haul gear on its integrated rack. Whether you're commuting or making a statement at your favorite hangout, the MOTO transforms every trip into a stylish adventure.

Engineered for versatility, the MOTO thrives where the pavement ends, utilizing massive 20x4.0" fat tires to soak up rugged trails and urban obstacles alike. Safety and control are paramount, backed by premium Tektro hydraulic disc brakes for reliable stopping power in any environment. It's more than just a bike; it's a rugged, cool, and accessible invitation to explore limitless possibilities—just be sure to review all safety manuals before your first thrill ride.

Top Features

-  Lightweight Reid alloy comfort frame
-  Internal cabling and integrated battery
-  Shimano 7-speed gearing
-  UL Certified Battery







Specifications

Frame	6061 alloy low step frame with seattube mounted battery and integrated bench seat	Chain	7 speed chain
Fork	Steel rigid fork	Chain Set	Prowheel alloy 48T 170mm
Handlebars	BMX style 700mm wide 150mm rise 22.2mm clamp	Cassette	Shimano 7 speed freewheel 14-28T
Stem	Alloy 45mm length 22.2mm clamp	Rear Derailleur	Shimano TY200 7 speed derailleur
Pedals	Alloy platform pedals	Shifters	LTWOO A2 7 speed shifter
Saddle	Comfort saddle and frame integrated rear passenger bench seat	Brakes	Tektro HD-M275 hydraulic disc brakes, 160mm rotors
Seatpost	Alloy 30.9mm 300mm	Throttle	300X speed lever with up to 20mph assistance
Wheelset	20" alloy 36H 80mm width	Battery	Seattube mounted 36V 13Ah 468Wh battery
Tyres	All road tread 20x4.0"	Motor	Jiabo 110 36V 500W rear hub motor, 55nm
Hubs	Alloy 36H nudded front, 500W rear hub motor	Display	Key Display KD58 LCD display

Rediscover the joy of cycling with the Let's Roll electric hybrid, a masterclass in comfort and accessible design. This elegant eBike features a refined 6061 alloy low-step frame, making mounting and dismounting completely hassle-free, while the discreetly integrated 374Wh battery maintains a sleek, modern profile. Driven by a smooth 350W rear hub motor, the Let's Roll effortlessly flattens hills and glides across city flats, all controlled via an intuitive handlebar-mounted LCD display that keeps your vital ride data front and center.

Crafted for the confident urban explorer, this hybrid is equipped with Tektro hydraulic disc brakes for superior stopping power and wide, cushioned tires that make light work of uneven pavement. The ergonomics are centered around your well-being, featuring swept-back bars for a relaxed, upright posture and a plush comfort saddle for long-lasting enjoyment. Whether you're commuting to the office or cruising local trails, the Let's Roll provides a stylish, stable, and incredibly fun way to move through your world.

Top Features

-  6061 alloy frame with internal cable routing and integrated battery
-  Ananda e-System with compatibility for bluetooth display
-  Shimano 7-speed gearing
-  UL Certified Battery



Specifications





Frame	6061 alloy frame with internal cable routing and integrated battery
Fork	Steel rigid fork
Handlebars	Alloy riser bar 640mm wide, 40mm rise, 31.8mm clamp
Stem	Alloy 60mm length, 31.8mm clamp
Pedals	Resin platform pedals
Saddle	Comfort saddle
Seatpost	Alloy 27.2mm 300mm
Wheelset	27.5 double wall alloy, 36H
Tyres	Urban 27.5x2.1"
Hubs	Alloy nutted front, rear hub motor

Chain	KMC Z7 7 speed chain
Chain Set	40T alloy 170mm chainset
Cassette	Shimano 7 speed freewheel 14-28T
Rear Derailleur	Shimano TY200 7 speed derailleur
Shifters	LTWOO A2 7 speed shifter
Brakes	Tektro HD-M275 hydraulic disc brakes, 160mm rotors
Throttle	300X speed lever with up to 20mph assistance
Battery	Downtube integrated 36V 10.4Ah 374Wh battery
Motor	Ananda M131 36V 350W (430W peak power) rear hub motor, 40nm
Display	Ananda D19 display with bluetooth connectivity via Ananda app

The RB350 Mini is a compact, high-personality eBike designed to make short trips and neighborhood cruises more fun. Built with a sturdy steel frame and a unique integrated bench seat, it delivers a stylish “moto-inspired” ride in a smaller, more accessible package. Rolling on 16” wheels with wide, high-volume tires, the RB350 Mini offers a smooth and confident feel that is as practical as it is eye-catching.

Equipped with electric assistance up to 20mph, this compact cruiser provides a powerful boost for conquering urban hills or zipping through the streets. Its simple single-speed gearing ensures a “hop-on-and-go” experience, while integrated lights, mudguards, and a kickstand mean it’s fully equipped for daily use straight out of the box. Small in size but big on style, the RB350 Mini is the ultimate urban companion for riders who value simplicity and flair.

Top Features

-  Steel frame with internal cable routing and frame mounted battery
-  Up to 40 Miles / 64km range
-  Max speed 20mph/32km/h
-  UL Certified Battery



Specifications

Frame	Hi-Tensile steel frame with internal cable routing and frame mounted battery with integrated bench seat	Chain	KMZ S1 single speed
Fork	Steel dual crown rigid fork	Chain Set	Prowheel alloy 48T 140mm
Handlebars	Moto riser bar, 600mm wide, 250mm rise, 22.2mm clamp	Cassette	16t rear cog
Stem	Alloy 50mm length, 22.2mm clamp	Lights	LED front and rear
Pedals	Alloy platform pedals	Accessories	Steel kickstand / front and rear kickstand
Saddle	Frame integrated bench seat	Brakes	Mechanical disc brake with motor cut-off levers, 160mm rotors
Seatpost	Alloy 30.9mm 350mm length	Throttle	300X speed lever with up to 20mph assistance
Wheelset	16” One piece mag style alloy	Battery	Top tube mounted 36V 10.2Ah 367Wh battery
Tyres	All road tread 16x3.0”	Motor	Jiabo 36V 350W (400W peak power) rear hub motor, 40nm torque
Hubs	Integrated alloy nutted front, 350w rear hub motor	Display	Key Display KD126 colour display


Experience the perfect blend of utility and innovation with the eTrike, a three-wheeled powerhouse designed for ultimate stability and comfort. Whether you're handling business deliveries, running errands, or exploring the outdoors, the robust 48V 500W motor and high-capacity 720Wh battery provide the torque and range to conquer hills and heavy loads with ease. Its sturdy frame and spacious cargo capacity make it a practical workhorse, while the plush saddle with a built-in backrest ensures every journey is as relaxing as it is efficient.

Safety and reliability are at the forefront of the eTrike's design, featuring a Shimano 6-speed drivetrain for smooth gear changes and hydraulic disc brakes for confident stopping power. Rolling on durable 20" x 3.0" urban tires, this trike offers a cushioned, stable ride across various surfaces, while the intuitive LED display keeps you in total control of your power levels. Stylish, practical, and ready for anything, the eTrike is the ultimate solution for riders seeking a more accessible and capable way to move.

Top Features

 6061 alloy step through folding with seat tube mounted battery

Key Display KD58c

 Shimano 6-speed gearing

 UL Certified Battery



Specifications





Frame	6061 alloy eTrike step through folding with seat tube mounted battery
Fork	Steel rigid fork
Handlebars	Alloy riser bar, 660mm, 120mm rise, 31.8mm clamp
Stem	Alloy adjustable, folding, 31.8mm clamp
Pedals	Resin platform pedals
Saddle	Comfort saddle with back support
Seatpost	Alloy 27.2mm 400mm
Wheelset	20" alloy 36H
Tyres	Urban 20x3.0"
Hubs	Alloy 36H trike hub set

Chain	KMC Z7 6 speed chain
Chain Set	Alloy/Steel 33t 170mm
Cassette	Shimano 6 speed freewheel 14-28T
Rear Derailleur	Shimano TY200 6 speed derailleur
Shifters	Shimano RV200 6 Speed Revoshifter
Brakes	Star Union hydraulic disc brake, 160mm rotors
Throttle	300X speed lever with up to 20mph assistance
Battery	Seattube mounted 48V 15ah 720wh
Motor	48V 500W
Display	Key Display KD58c

Unleash your inner adventurer with the Reid Harbour 750W, a motocross-inspired powerhouse designed to dominate both city streets and rugged terrain. This bold, versatile machine features a unique 20" folding low-step frame for easy storage without sacrificing performance. At its core, a massive 750W rear hub motor pumps out 80Nm of torque, paired with a high-capacity 15Ah battery to ensure you have the raw power and extended range needed to conquer steep inclines and long-distance hauls with effortless style.

Built for thrill-seekers who refuse to compromise on comfort, the Harbour 750W rolls on aggressive 4.0" fat tires and an 80mm travel suspension fork that turn potholes and rocky trails into a smooth ride. Precision control is at your fingertips with a Shimano 7-speed drivetrain and premium Tektro hydraulic disc brakes for ultimate stopping confidence. With its high-rise handlebars and ergonomic touchpoints, this bike isn't just a mode of transport—it's a powerful statement piece ready for any off-road challenge or urban commute.

Top Features

-  6061 alloy frame with internal cable routing and integrated battery
-  Ananda e-System with compatibility for bluetooth display
-  Shimano 7-speed gearing
-  UL Certified Battery



Specifications





Frame	6061 alloy low step frame with seattube mounted battery and integrated bench seat
Fork	Uding D9 80mm travel with lockout, QR axle
Handlebars	BMX style 700mm wide 150mm rise 22.2mm clamp
Stem	Alloy 45mm length 22.2mm clamp
Pedals	Alloy platform pedals
Saddle	Comfort saddle and frame integrated rear passenger bench seat
Seatpost	Alloy 30.9mm 300mm
Wheelset	20" alloy 36H 80mm width
Tyres	All road tread 20x4.0"
Hubs	Alloy 36H nutted front, 750W rear hub motor

Chain	7 speed chain
Chain Set	Prowheel alloy 48T 170mm
Cassette	Shimano 7 speed freewheel 14-28T
Rear Derailleur	Shimano TY200 7 speed derailleur
Shifters	LTWOO A2 7 speed shifter
Brakes	Tektro HD-M275 hydraulic disc brakes, 160mm rotors
Throttle	300X speed lever with up to 20mph assistance
Battery	Seattube mounted 48V 15Ah 720Wh battery
Motor	Ananda R531 48V 750W (peak power) rear hub motor, 80nm
Display	Ananda D19 display with bluetooth connectivity via Ananda app

Redefine your daily commute with the Reid eMetro, a sophisticated electric bike engineered for responsive city handling and ultimate convenience. At its heart is a lightweight 6061 alloy frame powered by a 250W rear hub motor and a high-capacity 14.7Ah seat-tube mounted battery, delivering a perfect balance of agility and extended range. For an extra boost, the intuitive thumb throttle allows for quick acceleration up to 32 km/h, making it easier than ever to keep pace with urban traffic or breeze through headwind.

Precision and safety are paramount in the eMetro's design, featuring Tektro hydraulic disc brakes for reliable, all-weather stopping power and a smooth 7-speed Shimano drivetrain. The compact 20" alloy wheels paired with high-volume urban tires provide exceptional stability and a low center of gravity, perfect for navigating tight city corners. With its sleek aesthetic and integrated Ananda digital display, the eMetro is the smart, sustainable choice for riders looking to inject excitement and efficiency into their urban lifestyle.

Top Features

-  6061 alloy folding frame with seat tube mounted battery
-  Ananda e-System with compatibility for bluetooth display
-  Shimano 7-speed gearing
-  UL Certified Battery



Specifications





Frame	6061 alloy folding frame with seat tube mounted battery
Fork	Steel rigid fork
Handlebars	Alloy riser bar 600mm wide, 30mm rise, 25.4mm clamp
Stem	Two-part alloy folding stem with adjustable height
Pedals	Resin platform pedals
Saddle	City sport saddle
Seatpost	Alloy 30.9mm 350mm length
Wheelset	20" alloy 36H
Tyres	Urban 20 x 2.125"
Hubs	Alloy quick release front, rear hub motor

Chain	KMC Z7 7 speed chain
Chain Set	Prowheel 52T alloy 170mm chainset
Cassette	Shimano 7 speed freewheel 14-28T
Rear Derailleur	Shimano TY200 7 speed derailleur
Shifters	LTWOO A2 7 speed shifter
Brakes	Tektro HD-M275 hydraulic disc brakes, 180mm rotors
Throttle	300X speed lever with up to 20mph assistance
Battery	Phylion DT17 36V 14.7Ah 530Wh seat tube mounted battery
Motor	Ananda M129 36V 250W (430W peak power) rear hub motor, 40Nm
Display	Ananda D19 display with bluetooth connectivity via Ananda app

Revolutionize your daily travels with the 2026 eMetro+, an ultra-versatile folding eBike that blends high-performance power with ultimate portability. Featuring an ultra low-step frame for easy access, this compact marvel is powered by a robust 500W Ananda motor and a massive 720Wh battery, delivering 65Nm of torque to flatten hills and extend your range. Whether you're tucking it into a car trunk or navigating city streets, the integrated thumb throttle and digital display put effortless speed and vital ride data right at your fingertips.

Built for a premium ride on any surface, the eMetro+ features aggressive 4.0" fat tires and an 80mm travel suspension fork to soak up road vibrations and trail bumps. Precision engineering shines through with a 7-speed Shimano drivetrain and Tektro hydraulic disc brakes, ensuring total control and reliable stopping power. Complete with ergonomic grips, a plush comfort saddle, and a quick-folding design, the eMetro+ is the definitive choice for the modern rider seeking a powerful, go-anywhere solution that fits perfectly into a busy lifestyle.

Top Features

-  6061 alloy folding frame with internal cable routing and integrated battery
-  Ananda e-System with compatibility for bluetooth display
-  Shimano 7-speed gearing
-  UL Certified Battery



Specifications





Frame	6061 alloy folding frame with internal cable routing and integrated battery
Fork	Uding D9 80mm travel with lockout, QR axle
Handlebars	Alloy riser bar 620mm wide, 20mm rise, 25.4mm clamp
Stem	Two-part alloy folding stem with adjustable height
Pedals	Resin platform pedals
Saddle	City comfort saddle
Seatpost	Alloy extended seatpost 400mm 30.9mm
Wheelset	20" alloy 80mm width 36H
Tyres	Urban 20 x 4.0"
Hubs	Alloy nutted, rear hub motor

Chain	KMC Z7 7 speed chain
Chain Set	48T alloy 170mm chainset
Cassette	Shimano 7 speed freewheel 14-28T
Rear Derailleur	Shimano TY300 7 speed derailleur
Shifters	Shimano M315 7 speed shifter
Brakes	Tektro HD-M275 hydraulic disc brakes, 180mm rotors
Throttle	300X speed lever with up to 20mph assistance
Battery	Downtube integrated 48V 15Ah 720Wh battery
Motor	Ananda R530 48V 500W (768W peak power) rear hub motor, 65nm
Display	Ananda D19 display with bluetooth connectivity via Ananda app

The eComfort eBike is engineered to make everyday riding effortless, blending a relaxed riding position with smooth electric assistance. Its lightweight alloy frame features a neatly integrated battery for a clean, balanced aesthetic, making it the perfect companion for commuting or leisurely cruises. With an upright geometry, ergonomic grips, and a plush saddle, it is designed to reduce strain and keep you riding longer in total comfort.

The electric motor provides a natural-feeling boost up to 20mph, allowing you to conquer hills and headwinds without breaking a sweat. For stability and control, the bike rolls on wide 27.5" tires that provide a confidence-inspiring grip on both roads and shared paths. Equipped with powerful hydraulic disc brakes for reliable all-weather stopping and a simple 7-speed drivetrain, the eComfort is a practical, stylish, and joy-filled solution for modern urban travel.

Top Features

-  6061 alloy frame with internal cable routing and integrated battery
-  Ananda e-System with compatibility for bluetooth display
-  Shimano 7-speed gearing
-  UL Certified Battery



Specifications





Frame	6061 alloy frame with internal cable routing and hidden internal battery
Fork	Alloy rigid fork
Handlebars	BMX style alloy riser bar 680mm wide, 80mm rise, 31.8mm clamp
Stem	Alloy A head adjustable stem, 80mm length, 31.8mm clamp
Pedals	Resin platform pedals
Saddle	Comfort saddle
Seatpost	Alloy 30.9mm 300mm
Wheelset	27.5 double wall alloy, 36H
Tyres	Urban 27.5x2.1"
Hubs	Alloy quick release front, rear hub motor

Chain	KMC Z7 7 speed chain
Chain Set	ProWheel Alloy 38T 170mm
Freewheel	Shimano 7-speed 14-28T
Rear Derailleur	Shimano TY200 7 speed derailleur
Shifters	LTWOO A2 7 speed shifter
Brakes	Tektro HD-E3120 hydraulic disc brake with motor cut-off, 180mm rotors
Throttle	300X speed lever with up to 20mph assistance
Battery	Downtube integrated 48V 14Ah 672Wh battery
Motor	Ananda R530 48V 500W (768W peak power) rear hub motor, 65nm
Display	Ananda D19 display with bluetooth connectivity via Ananda app

Built for the explorer who refuses to be limited by terrain, The Tracker is the ultimate adventure eBike. This rugged powerhouse features a high-performance 750W motor paired with a sophisticated torque-sensing bottom bracket, delivering a natural, intuitive assist that amplifies your pedaling power. When the trail gets tough or your legs need a break, the integrated thumb throttle provides on-demand acceleration, while the high-capacity 15Ah battery ensures you have the range to venture deeper into the wilderness with total confidence.

Engineered to dominate treacherous landscapes, the Tracker utilizes massive 26x4.0" fat tires and a responsive suspension fork to provide unparalleled grip and a plush ride over rocky or soft surfaces. A Shimano 8-speed rapid-fire drivetrain offers precise gear changes for technical climbs, while Tektro hydraulic disc brakes deliver the modulated stopping power required for steep, controlled descents. Fully equipped with a rear rack, mudguards, and a kickstand, the Tracker arrives ready to haul your gear and conquer any frontier you dare to explore.

Top Features

-  6061 alloy frame with internal cable routing and integrated battery
-  Ananda e-System with compatibility for bluetooth display
-  Shimano Altus 8-speed gearing
-  UL Certified Battery



Specifications

Frame	6061 alloy with internal cable routing and integrated battery	Chain	KMC Z8.1 8 speed chain
Fork	Uding D9 80mm travel with lockout, QR axle	Chain Set	Alloy 38T 170mm
Handlebars	Alloy riser bar 720mm wide, 15mm rise, 31.8mm clamp	Cassette	Shimano HG200 8 speed cassette 11-32
Stem	Alloy 50mm length 31.8mm clamp	Rear Derailleur	Shimano Altus M310 8 speed derailleur
Pedals	Alloy platform pedals	Shifters	Shimano Altus M310 8 speed shifter
Saddle	Comfort Plus saddle	Brakes	Tektro HD-M3120 hydraulic disc brake, 180mm rotors
Seatpost	Alloy 30.9mm 300mm	Throttle	300X speed lever with up to 20mph assistance
Wheelset	26" alloy 36H	Battery	Downtube integrated 48V 15Ah 720Wh battery
Tyres	All terrain tread 26x4.0"	Motor	Jiabo 110 48V 750W (960W peak power) rear hub motor, 55nm
Hubs	Alloy 36H natted front, 500W rear hub motor	Display	Ananda DF229 colour display with bluetooth connectivity via Ananda app




Fat Bikes



The Ares is the mid-tier powerhouse of our Fat Bike range, specifically tailored to conquer the “unexplorable.” Featuring massive 4.5” tires, it offers extraordinary grip and flotation, allowing you to traverse snow, sand, and sticky mud that would stop a regular bike in its tracks. Designed for those who want to push boundaries, the Ares turns the trickiest landscapes into your personal playground.

Engineered for performance in the harshest conditions, the Ares delivers a rugged riding experience like no other. Whether you are navigating deep backcountry trails or seeking adventure on unstable terrain, its “go-anywhere” geometry and high-volume tires ensure you stay upright and moving forward. If you’re ready to explore beyond the limits of a traditional mountain bike, the Ares is your ticket to a new world of rugged trail exploration.

Top Features

-  Shimano Deore 10-speed gearing
-  Lightweight Reid alloy frame
-  Tektro HD-M285 hydraulic disc brakes



Specifications

Frame	6061 alloy with internal cable routing
Fork	Alloy fork QR dropout
Handlebars	Alloy riser bar 700mm wide, 15mm rise
Stem	Alloy 70mm length 31.8mm clamp
Pedals	Alloy MTB pedals
Saddle	MTB comfort saddle
Seatpost	Alloy 31.6mm 300mm
Wheelset	26" alloy fat bike rim, 96mm width, drilled
Tyres	Fat MTB tyre 26x4.5"
Hubs	Alloy QR fat bike spacing

Chain	KMC X10 10 speed chain
Chain Set	FSA allot 2-piece 30T 170mm
Cassette	Shimano Deore M4100 11-42T 10 speed cassette
Rear Derailleur	Shimano Deore M4120 Shadow 10 speed derailleur
Shifters	Shimano M4100 Rapidfire plus shifter
Brakes	Tektro HD-M285 hydraulic disc brakes, 180mm rotors

Mountain Bikes



ATB



ATB WSD



MTB Sport Disc



MTB Sport Disc WSD



MTB Pro 27.5" Hydro Disc



MTB Elite






Tract 1



The ATB is a straightforward, “go-anywhere” mountain bike built for everyday reliability on paths, trails, and city streets. Its durable steel frame and rigid fork provide a stable, predictable platform, making it a tough and dependable choice for riders seeking a no-nonsense introduction to off-road riding.

Equipped with a versatile 3x7 wide-range drivetrain, the ATB offers the flexibility to conquer steep hills or cruise efficiently on flat ground. It rolls on 26” wheels with all-terrain tires for confident handling across mixed surfaces, while dependable V-brakes ensure easy maintenance and consistent stopping power. With its comfort-focused saddle and wide handlebars, the ATB is a rugged, low-maintenance machine ready for whatever adventure comes next.

Top Features

-  Shimano 3x7-speed gearing
-  Lightweight Reid alloy frame
-  Alloy V-brakes



Specifications




Frame	Hi-Tensile steel frame
Fork	26" steel rigid fork
Handlebars	Riser bar 680mm wide, 20mm rise
Stem	Alloy 60mm length 31.8mm clamp
Pedals	Resin MTB pedals
Saddle	MTB comfort saddle
Seatpost	Steel 28.6mm 300mm
Wheelset	26" alloy double wall
Tyres	All terrain 26 x 1.95"
Hubs	Alloy nutted front and rear, 36H

Chain	KMC 7 speed chain
Chain Set	42/34/24T alloy 170mm chainset
Cassette	Shimano 7 speed 14-28T freewheel
Rear Derailleur	Shimano TY300 7 speed derailleur
Front Derailleur	Shimano Tourney 3 speed front derailleur
Shifters	LTWOO A2 3x7 speed shifters
Brakes	Alloy V-brakes

The ATB WSD is a versatile and easy-to-ride mountain bike tailored specifically for women and riders seeking a better ergonomic fit. Built on a durable steel frame with Women's Specific Design (WSD) geometry, it features a sloping top tube for increased standover clearance and a more comfortable, upright riding position. Whether navigating neighborhood streets or exploring local park trails, the ATB WSD provides a stable and confidence-inspiring platform for everyday adventure.

Performance is handled by a wide-range 3x7 drivetrain, offering plenty of gears to tackle everything from steep hills to flat urban commutes. The 26" wheels and all-terrain tires ensure predictable handling on mixed surfaces, while the WSD-specific saddle and grips are designed to enhance comfort on longer rides. Practical, durable, and simple to maintain, the ATB WSD is a rugged all-rounder built to take you wherever the journey leads.

Top Features

-  Shimano 3x7-speed gearing
-  Lightweight Reid alloy frame
-  Alloy V-brakes



Specifications




Frame	Hi-Tensile steel frame
Fork	26" steel rigid fork
Handlebars	Riser bar 680mm wide, 20mm rise
Stem	Alloy 60mm length 31.8mm clamp
Pedals	Resin MTB pedals
Saddle	MTB comfort saddle
Seatpost	Steel 28.6mm 300mm
Wheelset	26" alloy double wall
Tyres	All terrain 26 x 1.95"
Hubs	Alloy nutted front and rear, 36H

Chain	KMC 7 speed chain
Chain Set	42/34/24T alloy 170mm chainset
Cassette	Shimano 7 speed 14-28T freewheel
Rear Derailleur	Shimano TY300 7 speed derailleur
Front Derailleur	Shimano Tourney 3 speed front derailleur
Shifters	LTWOO A2 3x7 speed shifters
Brakes	Alloy V-brake

Begin your off-road journey with the MTB Sport Disc, the perfect entry-level hardtail for those ready to explore the adventurous world of mountain biking. Built with a durable 6061 alloy frame and featuring a 100mm travel suspension fork, this 27.5" MTB is engineered to inspire confidence by smoothing out bumps and providing a stable, controlled ride on dirt paths and light trails. With its versatile geometry and reliable alloy components, it offers a solid, approachable foundation for new riders to develop their skills.

Equipped with a 21-speed Shimano drivetrain, the MTB Sport Disc ensures you have the right gear for every incline, while the mechanical disc brakes with 160mm rotors deliver dependable stopping power in all weather conditions. The popular 27.5" wheelset strikes the ideal balance between agility and obstacle-clearing ability, making it a "go-anywhere" all-rounder. Finished with a comfortable MTB saddle and ergo grips, this bike is a high-value invitation to experience the thrill of the outdoors with complete peace of mind.

Top Features

-  Shimano 3x7-speed gearing
-  Lightweight Reid alloy frame
-  Mechanical disc brakes



Production model will have disc brakes image for representational purposes only

Specifications




Frame	6061 alloy frame
Fork	27.5 suspension fork 80mm travel with lockout
Handlebars	Alloy riser bar 700mm wide, 20mm rise
Stem	Alloy 60mm length 31.8mm clamp
Pedals	Resin MTB pedals
Saddle	MTB comfort saddle
Seatpost	Alloy 27.2mm 350mm
Wheelset	27.5 alloy double wall
Tyres	All terrain MTB 27.5 x 2.1"
Hubs	Alloy nutted front and rear, 6 bolt 36H

Chain	KMC 7 speed chain
Chain Set	42/34/24T alloy 170mm chainset
Cassette	Shimano 7 speed freewheel 14-28T
Rear Derailleur	Shimano TY300 7 speed derailleur
Front Derailleur	Shimano Tourney 3 speed front derailleur
Shifters	LTWOO A2 2x7 speed shifters
Brakes	Mechanical disc brake with alloy lever, 160mm rotors

Start your off-road journey with the MTB Sport Disc WSD, a reliable and confidence-inspiring hardtail specifically designed for women seeking adventure on trails and paths. Built around a lightweight 6061 alloy frame, this model features a suspension fork with lockout, allowing you to switch between plush shock absorption on rugged terrain and rigid efficiency on flat roads. Its geometry is tailored for a balanced, controlled ride, providing the perfect foundation for new riders to explore the outdoors with ease.

Equipped with a 7-speed Shimano drivetrain, the MTB Sport Disc WSD offers dependable shifting to tackle varied inclines, while mechanical disc brakes ensure consistent stopping power in all weather conditions. The agile 27.5" wheels are paired with all-terrain tires for excellent stability and grip, ensuring you stay planted on loose surfaces. Complete with a women's specific comfort saddle and ergonomic alloy components, this bike is a high-value, trail-ready package designed to make every weekend adventure a pleasure.

Top Features

-  Shimano 3x7-speed gearing
-  Lightweight Reid alloy frame
-  Mechanical disc brakes



Production model will have disc brakes image for representational purposes only

Specifications




Frame	6061 alloy frame
Fork	27.5 suspension fork 80mm travel with lockout
Handlebars	Alloy riser bar 680mm wide, 20mm rise
Stem	Alloy 60mm length 31.8mm clamp
Pedals	Resin MTB pedals
Saddle	MTB comfort saddle
Seatpost	Alloy 27.2mm 350mm
Wheelset	27.5 alloy double wall
Tyres	All terrain MTB 27.5 x 2.1"
Hubs	Alloy nipped front and rear, 6 bolt 36H

Chain	KMC 7 speed chain
Chain Set	42/34/24T alloy 170mm chainset
Cassette	Shimano 7 speed freewheel 14-28T
Rear Derailleur	Shimano TY300 7 speed derailleur
Front Derailleur	Shimano Tourney 3 speed front derailleur
Shifters	LTWOO A2 2x7 speed shifters
Brakes	Mechanical disc brake with alloy lever, 160mm rotors

Elevate your off-road adventures with the MTB Pro 27.5" Hydro Disc, a versatile hardtail engineered to bridge the gap between rugged trail performance and urban utility. Built around a custom 6061 alloy frame, this model features an 80mm travel suspension fork that effortlessly smooths out rocky paths and city potholes alike. With a focus on stability and control, the wide handlebars and high-volume 2.35" tires provide a planted, confidence-inspiring feel, ensuring you stay in command whether navigating technical turns or cruising through town.

The standout feature of the MTB Pro is its hydraulic disc brakes, offering superior modulation and powerful, effortless stopping in any weather condition. A reliable Shimano drivetrain ensures smooth, precise gear changes for tackling steep climbs, while premium details like a sealed bottom bracket and semi-integrated headset guarantee long-term durability. Whether you're exploring unexplored trails or accompanying the family on a weekend ride, the MTB Pro is a stylish, high-performance companion designed to make every journey memorable.

Top Features

-  Shimano 3x7-speed gearing
-  Lightweight Reid alloy frame
-  Tektro HD-M275 hydraulic disc brakes



Specifications




Frame	6061 alloy frame with internal cable routing
Fork	27.5 suspension fork 80mm travel with lockout
Handlebars	Alloy riser bar 700mm wide, 20mm rise
Stem	Alloy 50mm length 31.8mm clamp
Pedals	Resin platform
Saddle	MTB comfort saddle
Seatpost	Alloy 31.6mm 300mm
Wheelset	27.5 alloy double wall
Tyres	All terrain MTB 27.5 x 2.35"
Hubs	Alloy QR front and rear, 6 bolt 32H

Chain	KMC 7 speed chain
Chain Set	Alloy 42/34/24T 170mm
Cassette	Shimano 7 speed freewheel 14-28T
Rear Derailleur	Shimano TY300 7 speed derailleur
Front Derailleur	Shimano Tourney 3 speed front derailleur
Shifters	Shimano SL-M315 3x7 speed shifters
Brakes	Tektro HD-M275 hydraulic disc brakes, 160mm rotors

Unleash your wild side with the MTB Elite, a trail-blazing upgrade designed to shred local trails and conquer urban jungles with equal flair. Available in both 27.5” and 29” wheel sizes for a customized fit, this beast features a sleek black stanchion fork with 100mm of travel and pre-load adjustability, allowing you to tune your suspension like a pro. The lightweight 6061 alloy frame is paired with wide alloy handlebars and high-volume 2.35” tires, providing the aggressive grip and enhanced steering control needed to tackle technical terrain “like a boss.”

Performance is at the heart of the Elite, featuring an upgraded 1x Shimano drivetrain for simplified, seamless shifting and a modern aesthetic. When the action heats up, the Tektro hydraulic disc brakes deliver elite-level stopping power and modulation, ensuring you stay in total command regardless of the weather. From the sealed bearing components to the stylish double-wall rims, every detail is engineered for durability and thrills. The MTB Elite isn’t just a bike—it’s your high-performance passport to unstoppable off-road adventures and effortless

Top Features

-  Shimano 8-speed gearing
-  6061 alloy frame with internal cable routing
-  Tektro HD-M275 hydraulic disc brakes



Specifications

Frame	6061 alloy frame with internal cable routing
Fork	Uding U6 27.5” 100mm travel
Handlebars	Alloy riser bar 700mm wide, 20mm rise
Stem	Alloy 50mm length 31.8mm clamp
Pedals	Resin MTB pedals
Saddle	MTB sport saddle
Seatpost	Alloy 31.6mm 300mm
Wheelset	27.5 alloy double wall
Tyres	All terrain MTB 27.5 x 2.35”
Hubs	Alloy QR front and rear, 6 bolt 32H

Chain	KMC 8 speed chain
Chain Set	Alloy single 32T chainring, 170mm
Cassette	Sunrise 8 speed 11-40T cassette
Rear Derailleur	Shimano RDM3020 8 speed derailleur
Shifters	Shimano SL-M315 8 speed shifter
Brakes	Tektro HD-M275 hydraulic disc brakes, 160mm rotors

Prepare for total trail domination with the Tract 1, a rugged hardtail engineered for riders who demand peak performance and pure excitement. Built from high-strength 6061 alloy, this frame is designed to thrive on challenging terrain, paired with a Suntour 100mm travel coil fork that transforms rocky paths into your personal playground. The aggressive geometry is complemented by a wide alloy cockpit and a short 50mm stem, giving you the surgical steering precision needed to navigate technical sections with absolute style and “radness.”

The Tract 1 features the groundbreaking Shimano CUES 9-speed groupset with a narrow-wide chainring, ensuring rock-solid chain retention and seamless shifting through every ascent and descent. Total control is at your fingertips with Tektro hydraulic disc brakes and high-traction 2.3” trail tires, allowing you to grip, rip, and stop with total confidence. Finished with premium details like lock-on grips, a trail-specific saddle, and a sealed bottom bracket, the Tract 1 is a durable, high-performance invitation to conquer uncharted territories and elevate your off-road game.

Top Features



Shimano CUES 9-SPEED



Lightweight Reid alloy frame



Tektro HD-M275



Specifications

Frame	6061 alloy with internal cable routing and dropper post routing
Fork	SR Suntour XCM HLO 29" 100mm travel
Handlebars	Reid oversize alloy 740mm 30mm rise
Stem	Reid 50mm 1-1/8" threadless alloy, oversize
Pedals	Alloy platform, 9/16" steel axle
Saddle	Reid MTB
Seatpost	Reid alloy 30.9mm micro adjust
Wheelset	Reid double wall alloy
Tyres	29 x 2.3" MTB
Hubs	Alloy disc specific MTB QR

Chain	KMC LG
Chain Set	Alloy Single 32T chainring 170mm crankset
Cassette	Shimano Cues LG300 11-46T
Rear Derailleur	Shimano Cues RDU4000 9 speed
Front Derailleur	N/A
Shifters	Shimano Cues SLU4000 9 speed
Brakes	Tektro HD-M275 with 180/160mm rotors



Gravel Bikes



GRANITE 1



ORIGINAL GRAVEL



Unlock a world of versatile exploration with the Granite 1, the perfect entry point into the Reid performance gravel range. Featuring an updated 6061 alloy frame with a confidence-inspiring geometry, this bike is engineered to handle everything from rugged daily commutes to your first bikepacking odyssey. With massive tire clearance and the same array of mudguard and equipment mounts as our top-tier models, the Granite 1 is a “do-it-all” machine designed to keep you comfortable and in control whether the pavement ends or the adventure begins.

Performance is driven by a smooth Shimano Claris 2x8 drivetrain, featuring integrated STI shifters for precise gear changes and an ergonomic grip. To ensure reliable handling in all weather, Tektro cable disc brakes provide powerful, modulated stopping power across varied terrain. Rolling on fast-paced 45mm CST Overton tires, the Granite 1 strikes the ideal balance between road speed and off-road traction. Lightweight, durable, and adventure-ready, this bike is your ultimate tool for discovering new roads and trails without breaking the bank.

Top Features



Shimano Claris 8-speed gearing



6061 double butted alloy with internal cable routing



Tektro MD-C310 mechanical disc brakes



Specifications




Frame	6061 double butted alloy with internal cable routing
Fork	Alloy fork, flat mount disc and QR dropout
Handlebars	Alloy butted gravel drop bar, S 380mm M 400mm L/XL 420mm, 10° flare
Stem	Alloy stem S/M 80mm L 90mm XL 100mm 31.8mm clamp
Pedals	Resin platform
Saddle	Comfort gravel saddle
Seatpost	Alloy micro adjust 27.2x350mm
Wheelset	700c double wall alloy 32H
Tyres	CST Overton SP 700x45c
Hubs	Alloy QR front and rear, 6 bolt 32H

Chain	KMC 8 speed chain
Chain Set	Prowheel 50-34T 170mm
Cassette	Shimano CS-HG200 8 speed 12-32T cassette
Rear Derailleur	Shimano Claris RD-R2000 8 speed derailleur
Front Derailleur	Shimano Claris FD-R2000 front derailleur
Shifters	Shimano Claris R2000 8 speed shifters
Brakes	Tektro MD-C310 mechanical disc brakes, 160mm rotors

The Original Gravel is a tough, timeless entry into the world of gravel riding, prioritizing durability and simplicity. Its robust Hi-Ten steel frame and fork are engineered to absorb the vibrations of rugged trails while remaining versatile enough for daily urban commutes. Featuring a flared handlebar for enhanced off-road control and a classic aesthetic, this “simplified” gravel machine is built to provide years of dependable performance across any landscape.

Fitted with Shimano 14 speed gearing, cantilever brakes, and Kenda tyres its ready for all conditions. Get ready to explore new grounds on the Reid Original Gravel bike. High-volume tires provide the necessary grip for loose gravel paths, while the double-wall alloy rims ensure a sturdy, reliable roll. Whether you’re seeking a rugged weekend adventurer or a bulletproof city com-muter, the Original Gravel offers a functional, stylish, and cost-effective way to get off the beaten track.

Top Features

-  2x7- Shimano gearing
-  Hi-Tensile steel frame
-  Alloy cantilever brakes



Specifications

Frame	Hi-Tensile steel frame
Fork	Hi-Tensile steel fork
Handlebars	Alloy compact drop bar 440mm 31.8mm clamp
Stem	Alloy stem 90mm 31.8mm clamp
Pedals	PVC platform, 9/16" steel axle
Saddle	Sport saddle
Seatpost	Alloy micro adjust 25.4mm
Wheelset	700c Double wall alloy
Tyres	Kenda K1053 700 x 32C
Hubs	Alloy QR

Chain	KMC 7 speed chain
Chain Set	Reid alloy compact chainset 34/50T
Freewheel	Shimano 7-speed freewheel
Rear Derailleur	Shimano A070
Front Derailleur	Shimano A070
Shifters	Shimano A070 STI
Brakes	Alloy cantilever brakes




Vintage Bikes



The Ladies Classic perfectly blends timeless vintage charm with modern reliability, making it an ideal companion for chic commutes or weekend escapes. Built on a lightweight, custom-geometry steel frame, it offers an upright and comfortable riding position. High-volume Kenda 700x35c tires ensure a stable, smooth journey by effortlessly absorbing road vibrations and bumps.

Performance meets elegance with a 7-speed Shimano drivetrain, featuring an intuitive Revo shifter for effortless hill climbing. The bike is fully equipped for daily life with a rear pannier rack, mudguards, a kickstand, and a protective chainguard included as standard. Finished with a plush tan saddle and matching stitched leather-style grips, the Ladies Classic is a stylish,

Top Features

-  Shimano Tourney 7-speed gearing
-  Classic steel frame
-  Dual-pivot calliper brakes with alloy levers



Specifications

Frame	Classic steel frame
Fork	Classic steel fork
Handlebars	Alloy traditional swept bars
Stem	Alloy quill stem
Pedals	PVC platform pedals
Saddle	Ladies classic tan comfort saddle
Seatpost	Chrome silver 25.4mm 250mm
Wheelset	700c alloy 36H
Tyres	Kenda 700c x 35mm white wall
Hubs	Alloy traditional nutted 36H

Chain	KMC 7 speed chain
Chain Set	42T alloy 170mm chainset with colour matching chainguard
Cassette	Shimano 7 speed freewheel 14-28T
Rear Derailleur	Shimano Tourney 7 speed derailleur
Shifters	Shimano RS35 twist grip shifter
Brakes	Dual-pivot calliper brakes with alloy levers

Kids Bikes



EXPLORER 12"



EXPLORER S 16"



EXPLORER S ALLOY 20"



EXPLORER S 20"



H20 20"



H24 24"



IMPACT 24"



IMPACT 26"



METHOD 1 20"



METHOD 2 20"



TRACT JR 20"



TRACT JR 24"



TRACT JR 26"



VIPER 16"



VIPER 20"






VIPER 24"



Spark confidence in your little daredevils with the Explorer S range, the ultimate premium joyride designed with cool BMX styling. Built around a durable steel frame and featuring easy-to-control BMX handlebars, these bikes are the perfect launchpad for kids finding their balance. Whether they are starting on the 12" model (ideal for ages 2–4) or graduating to the 16" model (for ages 4–6), every detail is engineered for safety, stability, and maximum fun.

Safety is a superpower in the Explorer series, featuring a rear coaster brake for intuitive, superhero-like stops and a full-length chainguard to keep little hands and clothes clean. To ensure a perfect fit, the range is tailored with junior-specific saddles and grips, making longer adventures comfortable and easy to manage. With detachable training wheels included to help them transition at their own pace, the Explorer S is ready to turn every park trip into an epic expedition.

Top Features

-  Single speed gearing
-  Lightweight Steel frame
-  Rear coaster brake



Specifications




Frame	Lightweight steel frame
Fork	Lightweight steel fork
Handlebars	BMX style bar 380mm wide 30mm rise
Stem	Quill stem
Pedals	Junior plastic pedals
Saddle	Junior saddle
Seatpost	Steel 25.4mm 150mm
Wheelset	Alloy 12" 16H
Tyres	BMX style 12 x 2.125"
Hubs	Steel nutted 16H

Chain	Single speed chain
Chain Set	28T steel chainset
Cassette	16T freewheel
Brakes	Rear coaster brake

The Explorer S 16" is the ultimate premium joyride for little daredevils aged 4 to 8. Featuring a durable steel frame and fresh-for-2025 graphics, this bike combines signature BMX styling with the control young riders need to explore with confidence. Its BMX-style handlebars and junior-specific saddle ensure a comfortable, ergonomic fit, making it the perfect launchpad for a lifetime of cycling adventures.

Safety and ease of use are at the heart of the Explorer S. It features an intuitive rear coaster brake for reliable stopping power and a full-length chainguard to keep little hands and clothes clean. For those still finding their balance, the bike includes detachable training wheels that can be removed as confidence grows. Sturdy, stylish, and built for fun, the Explorer S 16" is ready to turn every sidewalk into a new frontier.

Top Features

-  Single speed gearing
-  Lightweight Steel frame
-  Rear coaster brake



Specifications




Frame	Lightweight steel frame
Fork	Lightweight steel fork
Handlebars	BMX style bar 500mm wide 80mm rise
Stem	Quill stem
Pedals	Junior plastic pedals
Saddle	Junior saddle
Seatpost	Steel 25.4mm 250mm
Wheelset	Alloy 16" 20H
Tyres	BMX style 16 x 2.35"
Hubs	Steel nudded 20H

Chain	Single speed chain
Chain Set	32T steel chainset
Cassette	16T freewheel
Brakes	Rear coaster brake

The Explorer S Alloy 20" is a lightweight and tough adventure bike designed to spark confidence in young riders. Built with a durable 6061 alloy frame, it eliminates unnecessary weight, making it easy to handle for neighbourhood explorations and family rides. The simple single-speed setup ensures a fuss-free experience, allowing kids to focus on the joy of the ride without the complexity of gears.

Safety and stability are paramount, featuring wide BMX-style tyres for maximum grip on varied surfaces. To help young adventurers grow their skills, the bike is equipped with an intuitive braking system—combining a front hand brake with a rear coaster brake for dependable control. Finished with bright grips and kid-friendly touchpoints, the Explorer S Alloy 20" is a “ready-to-roll” machine built for big smiles and endless fun.

Top Features

-  Single speed gearing
-  Lightweight 6061 alloy frame
-  Alloy V-brakes



Specifications




Frame	Lightweight 6061 alloy frame
Fork	Lightweight steel fork
Handlebars	BMX style bar 520mm wide 110mm rise
Stem	BMX style stem, 22.2mm clamp
Pedals	Coloured Junior plastic pedals
Saddle	Junior saddle
Seatpost	Steel 25.4mm 220mm
Wheelset	Alloy 20" 36H
Tyres	BMX style 20 x 2.35"
Hubs	Steel nutted 36H

Chain	Single speed chain
Chain Set	36T steel chainset
Cassette	16T freewheel
Brakes	Front V-brake and rear coaster brake

The Explorer 20" is a premium, "bombproof" thrill machine designed for young riders aged 6 and up. Built around a rugged steel frame with signature BMX styling, it offers the perfect balance of durability and coolness for kids ready to own the streets. With its junior-specific saddle, ergonomic grips, and stable handling, this bike is engineered to turn every neighborhood cruise into a high-confidence adventure.

Safety and low maintenance are core features, headlined by an intuitive rear coaster brake for smooth, reliable stops. The inclusion of a KMC rust-buster chain and a full-length chainguard means less time spent on "TLC" and more time riding, while keeping clothes and hands clean. Whether they're exploring local parks or commuting to school, the Explorer 20" is a reliable, joy-filled companion built to last for years of laughter and exploration.

Top Features

-  Single speed gearing
-  Lightweight Steel frame
-  Front V-brake and rear coaster brake



Specifications




Frame	Lightweight steel frame
Fork	Lightweight steel fork
Handlebars	BMX style bar 520mm wide 110mm rise
Stem	BMX style stem, 22.2mm clamp
Pedals	Junior plastic pedals
Saddle	Junior saddle
Seatpost	Steel 25.4mm 220mm
Wheelset	Alloy 20" 36H
Tyres	BMX style 20 x 2.35"
Hubs	Steel nutted 36H

Chain	Single speed chain
Chain Set	36T steel chainset
Cassette	16T freewheel
Brakes	Front V-brake and rear coaster brake

At just 7.6kg, the H20 is an incredibly lightweight 20" bike designed to make cycling easier and more rewarding for growing riders. Built from premium 6061 aluminum alloy, this frame and fork combination eliminates unnecessary bulk, allowing kids to maneuver with greater control and confidence. Whether they're exploring the neighborhood or hitting light trails, the H20's featherweight build ensures they spend more energy having fun and less time fighting a heavy bike.

Equipped with a 7-speed Shimano drivetrain, the H20 provides a versatile gear range to tackle hills and diverse terrain with ease. Safety is paramount, featuring Jak V-brakes with levers specifically sized for smaller hands, paired with high-traction Vee tires for stability on various surfaces. With its ergonomic junior-specific contact points and sleek performance-oriented design, the H20 is the ideal step up for confident young riders ready for their next big adventure.

Top Features

-  Shimano 7-speed gearing
-  Super light 6061 alloy frame
-  Jak alloy V-brake with junior alloy levers



Specifications




Frame	Super light 6061 alloy frame
Fork	Super light 6061 alloy fork
Handlebars	Alloy riser bar 540mm
Stem	Alloy stem 40mm, 25.4mm clamp
Pedals	PVC platform pedals
Saddle	Junior saddle
Seatpost	Alloy 27.2mm 270mm
Wheelset	20" double wall alloy 20H
Tyres	Vee Tyre 20 x 1.5"
Hubs	Alloy bolt on 20H

Chain	KMC 7 speed chain
Chain Set	28T alloy chainring 127mm alloy arms
Cassette	Shimano 7 speed freewheel 14-28T
Shifters	Shimano M315 7 speed shifter
Brakes	Jak alloy V-brake with junior alloy levers
Rear Derailleur	Shimano TY200 7 speed derailleur

At just 8.3kg, the H24 is an exceptionally lightweight 24" bike designed to provide young explorers with a nimble, high-performance ride. Built from premium 6061 aluminum alloy, the frame and fork eliminate the heavy bulk found in traditional kids' bikes, making climbing, turning, and acceleration feel smooth and natural. This featherweight design is a game-changer for riders ready to step up their skills, offering the agility needed to gain confidence on every adventure.

The H24 is equipped with a 7-speed Shimano drivetrain, allowing kids to master gear changes across varied terrain with ease. Safety is at the forefront with Jak V-brakes and alloy levers specifically ergonomically sized for smaller hands, ensuring reliable stopping power and control. Rolling on high-traction Vee tires with a comfortable junior saddle and alloy riser bars, the H24 is a smart, versatile package that makes long rides feel effortless and fun.

Top Features

-  Shimano 7-speed gearing
-  Super light 6061 alloy frame
-  Jak alloy V-brake with junior alloy levers



Specifications




Frame	Super light 6061 alloy frame
Fork	Super light 6061 alloy fork
Handlebars	Alloy riser bar 560mm
Stem	Alloy stem 40mm, 25.4mm clamp
Pedals	PVC platform pedals
Saddle	Junior saddle
Seatpost	Alloy 27.2mm 300mm
Wheelset	24" double wall alloy 20H
Tyres	Vee Tyre 24 x 1.5"
Hubs	Alloy bolt on 20H

Chain	KMC 7 speed chain
Chain Set	28T alloy chainring 127mm alloy arms
Cassette	Shimano 7 speed freewheel 14-28T
Shifters	Shimano M315 7 speed shifter
Brakes	Jak alloy V-brake with junior alloy levers
Rear Derailleur	Shimano TY200 7 speed derailleur

The Reid Impact is a rugged 24" mountain bike designed to give young explorers their first taste of off-road freedom. Built with sleek, durable steel tubes, this entry-level machine offers a premium look and a "bombproof" feel at an incredibly accessible price point. It's the perfect bridge for kids ready to graduate from neighborhood sidewalks to local parks and light wilderness trails, sparking a sense of independence with every ride.

Equipped with a 7-speed Shimano gear system, the Impact provides smooth, reliable shifting to help young riders master climbs and varied terrain. Precise V-brakes and alloy levers ensure responsive stopping power and safety, while the 24" wheelset offers the ideal balance of stability and agility for growing adventurers. Stylish, reliable, and built for spontaneous discovery, the Reid Impact is a high-value companion for making lasting memories on two wheels.

Top Features

-  Shimano 7-speed gearing
-  Lightweight Steel frame
-  Alloy V-brakes



Specifications




Frame	Lightweight steel frame
Fork	Alloy/steel suspension
Handlebars	Steel riser bar 540mm, 25.4mm clamp
Stem	Alloy stem 60mm length, 25.4mm clamp
Pedals	PVC platform pedals
Saddle	Junior saddle
Seatpost	Alloy 27.2 mm, 250mm
Wheelset	24" alloy 36H
Tyres	MTB 24 x 2.125"
Hubs	Steel nutted 36H

Chain	KMC 7 speed chain
Chain Set	36T steel 140mm chainset
Cassette	Shimano 7 speed freewheel 14-28T
Shifters	L-TWOO 7 speed revo shifter
Brakes	Alloy V-brakes
Rear Derailleur	Shimano TZ31 7 speed derailleur

The Reid Impact 26" is a rugged, entry-level mountain bike designed to bridge the gap between junior models and full-sized adult bikes. Built with a sleek high-tensile steel frame, it provides the "bombproof" durability needed for young explorers to conquer neighborhood streets and local park trails. Its versatile geometry inspires independence, making it a sophisticated yet affordable choice for kids ready to discover new horizons.

Equipped with a 7-speed Shimano/L-TWOO drivetrain, the Impact 26" offers a reliable gear range for mastering short climbs and diverse terrain. Safety is at the forefront with powerful V-brakes and short-reach alloy levers tailored for junior hands, while the suspension fork adds comfort and control over bumps. Rolling on agile 26" alloy wheels with chunky off-road tires, this bike is a high-value ticket to freedom for the next generation of trailblazers.

Top Features

-  Shimano 7-speed gearing
-  Lightweight Steel frame
-  Alloy V-brakes






Specifications

Frame	Lightweight steel frame	Chain	KMC 7 speed chain
Fork	Alloy/steel suspension	Chain Set	36T steel 170mm chainset
Handlebars	Steel riser bar 540mm, 25.4mm clamp	Cassette	Shimano 7 speed freewheel 14-28T
Stem	Alloy stem 60mm length, 25.4mm clamp	Shifters	L-TWOO 7 speed revo shifter
Pedals	PVC platform pedals	Brakes	Alloy V-brakes
Saddle	Junior saddle	Rear Derailleur	Shimano TZ31 7 speed derailleur
Seatpost	Alloy 27.2 mm, 250mm		
Wheelset	26" alloy 36H		
Tyres	MTB 26 x 2.125"		
Hubs	Steel nutted 36H		

Start your BMX journey with the Method 1, the ultimate go-to bike for shredding the local park, pump track, or street spots. Built with a tried-and-tested Hi-Ten steel frame and modern geometry, it offers the predictable handling and durability needed for riders just starting to session their local spots. With its standard 20.75" top tube, 8.6" riser bars, and compact rear end, the Method 1 feels intuitive and "right at home" from the very first drop-in.

Engineered to be as tough as it looks, the Method 1 features 36-hole rims, a forged alloy stem, and a high-quality KMC chain. To give you total control during manuals and stalls, it comes equipped with a Radius U-brake and two-finger lever, paired with high-volume Kenda 2.25" street tires for maximum grip. Complete with stunt pegs included, this solid, all-black machine is a high-value entry point for anyone ready to ignite their BMX passion.

Top Features

-  Single speed gearing
-  Hi-Tensile Steel frame
-  U-brake rear



Specifications




Frame	Hi-Tensile steel frame
Fork	Hi-Tensile steel fork
Handlebars	27.5" wide x 8.6" rise
Stem	Forged alloy 4 bolt top loader stem
Pedals	Alloy platform pedals
Saddle	One piece padded saddle
Seatpost	Integrated 25.4mm
Wheelset	20" 36H alloy
Tyres	Kenda K841 20x2.25"
Hubs	Alloy 3/8" front, alloy 14mm rear

Chain	KMC 1/2"x1/8" single speed chain
Chain Set	One piece steel
Cassette	14T freewheel
Brakes	U-brake rear

Ready to take your shredding to the next level? The Method 2 is engineered for riders dreaming of flairs, whips, and turndowns, offering a significant performance boost over its younger sibling. While it retains the tried-and-tested Hi-Ten steel frame and predictable modern geometry, the Method 2 introduces pro-level upgrades like a sealed internal headset and the option to fit gyro tabs, making it a more capable partner for advanced freestyle maneuvers.

The real power move is in the drivetrain: the Method 2 steps up to a 3-piece chromoly crank and a high-performance 25T x 9T micro-gearing setup with a cassette hub. Built to withstand heavy landings, it features double-walled alloy rims and high-volume 2.4" tires for maximum shock absorption and grip. With 9" riser bars and a seat-stay mounted U-brake for precise control during stalls, the Method 2 is a "bombproof" machine designed to help you perfect your craft at the park or on the street.

Top Features

-  Single speed gearing
-  Hi-Tensile Steel frame
-  U-brake rear



Specifications




Frame	Hi-Tensile steel frame
Fork	Hi-Tensile steel fork
Handlebars	28" wide x 9" rise
Stem	Forged alloy 4 bolt top loader stem
Pedals	Nylon platform pedals
Saddle	BMX padded saddle
Seatpost	Alloy 25.4mm 250mm
Wheelset	20" 36H alloy CNC brake track
Tyres	Wanda 20x2.4"
Hubs	Alloy 3/8" front, alloy 14mm rear cassette

Chain	KMC 1/2"x1/8" single speed chain
Chain Set	Three piece Cro-Mo
Cassette	9T cassette sprocket
Brakes	U-brake rear

The Tract Jr. 20" brings the aggressive, trail-ready performance of the adult Tract range to younger shredders. Built with a lightweight 6061 alloy frame and a lower standover height, it offers a stable and confident platform for kids (approx. 6–9 years old) to explore the outdoors. With its 40mm travel suspension fork and massive 2.35" tires, this bike is designed to keep wheels in the groove while effortlessly soaking up bumps on the trail.

Safety and control are paramount, featuring mechanical disc brakes with levers specifically sized for smaller hands. The 7-speed Shimano/L-TWOO drivetrain provides a versatile gear range for conquering local hills, while the double-wall alloy rims ensure "bombproof" durability. From neighborhood streets to wooded paths, the Tract Jr. 20" is a high-spec adventure machine built for young explorers ready to keep up with the pack.

Top Features

-  Shimano 7-speed gearing
-  Lightweight Reid alloy comfort frame
-  Mechanical disc brakes



Specifications




Frame	Lightweight 6061 alloy frame
Fork	20" Suspension fork 40mm travel
Handlebars	Alloy riser bar 500mm, 25.4mm clamp
Stem	Alloy stem 40mm length, 25.4mm clamp
Pedals	Junior MTB plastic pedals
Saddle	Junior MTB saddle
Seatpost	Alloy 27.2 mm, 250mm
Wheelset	20" alloy 28H
Tyres	MTB all terrain 20 x 2.35"
Hubs	Alloy nutted 24H

Chain	KMC 7 speed chain
Chain Set	32T alloy 140mm chainset
Cassette	Shimano 7 speed freewheel 14-28T
Shifters	LTWOO A2 7 speed shifter
Brakes	Mechanical disc brake 160mm rotors
Rear Derailleur	Shimano TY300 7 speed derailleur

The Tract Jr. 24" scales up the aggressive, trail-ready performance of the Tract series for growing riders (approx. 9–11 years old). Built around a lightweight 6061 alloy frame with a sloping top tube for easy standover, it offers the perfect mix of durability and nimble handling. The upgraded 50mm travel suspension fork and high-volume 2.35" tires provide the extra cushion and grip needed to tackle rougher trails with total confidence.

Equipped with a 7-speed Shimano/L-TWOO drivetrain, the Tract Jr. 24" gives young adventurers the gear range to master steeper climbs alongside their parents. Mechanical disc brakes with child-specific alloy levers ensure powerful, reliable stopping in all conditions. Complete with double-wall alloy rims and aluminum components for weight savings, this bike is a legitimate mountain bike in a junior-sized package, built for those ready to smash the trails.

Top Features

-  Shimano 7-speed gearing
-  Lightweight Reid alloy comfort frame
-  Mechanical disc brakes



Specifications




Frame	Lightweight 6061 alloy frame
Fork	24" Suspension fork 50mm travel
Handlebars	Alloy riser bar 500mm, 25.4mm clamp
Stem	Alloy stem 40mm length, 25.4mm clamp
Pedals	Junior MTB plastic pedals
Saddle	Junior MTB saddle
Seatpost	Alloy 27.2 mm, 250mm
Wheelset	24" alloy 28H
Tyres	MTB all terrain 24 x 2.35"
Hubs	Alloy nutted 24H

Chain	KMC 7 speed chain
Chain Set	32T alloy 152mm chainset
Cassette	Shimano 7 speed freewheel 14-28T
Shifters	LTWOO A2 7 speed shifter
Brakes	Mechanical disc brake 160mm rotors
Rear Derailleur	Shimano TY300 7 speed derailleur

The Tract Jr. 26" represents the final step in the junior range, offering a full-sized wheel experience on a frame specifically proportioned for older kids and young teens. Built with the same high-performance 6061 alloy frame as its smaller siblings, it provides a "big bike" feel with the agility of a lightweight build. Featuring a 50mm travel suspension fork and massive 2.35" tires, it's designed to bridge the gap to adult mountain bikes, handling technical trails and rough terrain with ease.

This model is equipped with a reliable 7-speed Shimano/L-TWOO drivetrain and mechanical disc brakes for consistent stopping power in all weather conditions. The larger 26" wheels provide better obstacle rollover and higher top speeds, while the junior-specific alloy finishing kit keeps the weight manageable. Whether they're smashing local trails or rocking the neighborhood, the Tract Jr. 26" is a high-spec adventure machine that ensures young riders have the tools to keep up with the adults.

Top Features

-  Shimano 7-speed gearing
-  Lightweight Reid alloy frame
-  Mechanical disc brakes



Specifications




Frame	Lightweight 6061 alloy frame
Fork	26" Suspension fork 50mm travel
Handlebars	Alloy riser bar 580mm, 25.4mm clamp
Stem	Alloy stem 40mm length, 25.4mm clamp
Pedals	Junior MTB plastic pedals
Saddle	Junior MTB saddle
Seatpost	Alloy 27.2 mm, 300mm
Wheelset	26" alloy 28H
Tyres	MTB all terrain 26 x 2.35"
Hubs	Alloy QR 24H

Chain	KMC 7 speed chain
Chain Set	32T alloy 152mm chainset
Cassette	Shimano 7 speed freewheel 14-28T
Shifters	LWOO A2 7 speed shifter
Brakes	Mechanical disc brake 160mm rotors
Rear Derailleur	Shimano TY300 7 speed derailleur

The Viper 16" is a light, fast, and resilient urban adventure bike designed to be the perfect first "big bike" for riders aged 4 to 5. Built to withstand the "tough love" of growing explorers, it features a sturdy alloy frame and ready-for-anything components that take knocks and drops in their stride. With its kid-specific geometry and stable handling, it provides a safe and intuitive platform for children to find their balance and gain confidence.

Safety is the top priority, featuring reliable alloy brakes and a simple single-speed drivetrain that lets little ones focus entirely on the joy of the ride. The Viper 16" is equipped with lightweight alloy rims and durable tires that provide excellent grip for tearing around the neighborhood or exploring local parks. Combining a "bombproof" build with a lightweight feel, this bike is the ultimate gift of freedom for the next generation of cyclists.

Top Features

-  Single speed gearing
-  Lightweight Reid alloy frame
-  Rear Coaster Brake



Specifications




Frame	Lightweight 6061 alloy frame
Fork	6061 alloy fork
Handlebars	Alloy riser bar 460mm, 25.4mm clamp
Stem	Alloy stem 40mm length, 25.4mm clamp
Pedals	Junior plastic pedals
Saddle	Junior saddle
Seatpost	Alloy 27.2 mm, 250mm micro adjust
Wheelset	16" alloy double wall 24H
Tyres	16 x 1.75"
Hubs	Alloy nutted 24H

Chain	KMC single speed chain
Chain Set	32T alloy 127mm cranks, double chainguard
Cassette	16T freewheel
Shifters	LTWOO A2 2x7 speed shifters
Brakes	Rear Coaster Brake

The Viper 20" is a light, fast, and resilient urban adventure bike designed to be the perfect "big bike" for riders aged 5 to 7. Built with a premium 6061 aluminum alloy frame and fork, it eliminates the heavy bulk of traditional kids' bikes, making it easier for young explorers to climb, turn, and stay in control. This "ready-for-anything" machine is engineered to take the knocks and drops of neighborhood life in its stride while offering a sleek, nimble feel that boosts confidence on every ride.

Stepping up from the smaller models, the Viper 20" features a 7-speed Shimano drivetrain, allowing children to master gear changes and keep up with the family on longer excursions. Safety is the top priority, with high-quality Tektro V-brakes and alloy levers specifically ergonomically sized for smaller hands. Rolling on double-wall alloy rims and all-terrain tires, the Viper 20" is a durable, high-performance gift of freedom for kids ready to explore the great outdoors.

Top Features

-  Shimano 7-speed gearing
-  Lightweight Reid alloy frame
-  Tektro alloy V-brake



Specifications




Frame	Lightweight 6061 alloy frame
Fork	6061 alloy fork
Handlebars	Alloy riser bar 500mm, 25.4mm clamp
Stem	Alloy stem 40mm length, 25.4mm clamp
Pedals	Junior plastic pedals
Saddle	Junior saddle
Seatpost	Alloy 27.2 mm, 250mm micro adjust
Wheelset	20" alloy double wall 24H
Tyres	20 x 1.95"
Hubs	Alloy nutted 24H

Chain	KMC 7 speed chain
Chain Set	Shimano 7 speed freewheel 14-28T
Cassette	16T freewheel
Shifters	LTWOO A2 7 speed shifter
Brakes	Tektro alloy V-brake with adjustable lever reach
Rear Derailleur	Shimano TY300 7 speed derailleur

The Viper 24" is a lightweight, sturdy, and resilient urban adventure bike tailored for riders aged 8 to 10. Built with a high-quality 6061 aluminum alloy frame and fork, it offers a nimble and responsive ride that stands out from heavier traditional models. This "ready-for-anything" machine is engineered to handle the "tough love" of daily neighborhood exploration while remaining fast and easy to control on longer family excursions.

Equipped with a 7-speed Shimano drivetrain, the Viper 24" provides the perfect gear range for mastering hills and keeping pace with older riders. Safety and durability are core features, including reliable Tektro V-brakes with short-reach alloy levers and "bombproof" double-wall rims. With its kid-specific geometry and alloy components, the Viper 24" is a high-performance gift of freedom, designed to take knocks and drops in its stride while unlocking the great outdoors.

Top Features

-  Shimano 7-speed gearing
-  Lightweight Reid alloy frame
-  Tektro alloy V-brake



Specifications

Frame	Lightweight 6061 alloy frame
Fork	6061 alloy fork
Handlebars	Alloy riser bar 540mm, 25.4mm clamp
Stem	Alloy stem 40mm length, 25.4mm clamp
Pedals	Junior plastic pedals
Saddle	Junior saddle
Seatpost	Alloy 27.2 mm, 250mm micro adjust
Wheelset	24" alloy double wall 24H
Tyres	24 x 1.95"
Hubs	Alloy nutted 24H

Chain	KMC 7 speed chain
Chain Set	32T alloy 152mm cranks, double chainguard
Cassette	Shimano 7 speed freewheel 14-28T
Shifters	LTWOO A2 7 speed shifter
Brakes	Tektro alloy V-brake with adjustable lever reach
Rear Derailleur	Shimano TY300 7 speed derailleur

At Reid we design and manufacture an outstanding range of Bikes, eBikes, eScooters and Watersports products. Internationally, we distribute Reid branded mobility products in over 30 countries through our network of distribution and retail partners. We also design and manufacture on behalf of a number of international retailers for their own brands.

We stand by three key pillars:

Quality

When we say quality, we don't just mean the quality of our products. We mean the quality of all aspects of our business; from product, to communications, to chosen retail partners and our staff. We know that there's nothing worse than a bad quality product or service, we don't like to be at the end of it as a customer ourselves and we wouldn't put this on to you. That's why we pride ourselves on taking ample time to make the right decision when making products, partnering with new distributors and hiring new staff to ensure the highest quality possible.

Value

Reid believes in giving all our customers a great value product. We may not be the cheapest, and don't strive to be, but we do strive to give our customers the best value product for the money. This means great specifications and great quality components, at a great price point when compared with similar level products in the market. There's no added brand tax being added here! If you're looking for a product that you can rely on, without having to rely on a loan to get it, then look no further.

Service

A great product at a great price is nothing without a great customer service experience. Whilst we cannot be responsible for specific actions from retailers, we always do our best to only work with retailers and distributors that share our passion for offering customers great service. Should anything ever go wrong, we will do our utmost to help you get riding or paddling again as quickly as possible. We also guarantee that any enquiry sent to us will be answered by a human within 3 working days.







REID



veritree

#BUYONEPLANTONE